


# COMPARISON OF FY16 AND FY17 AWARDS RECEIVED



**WINSTON-SALEM STATE UNIVERSITY  
AWARDS RECEIVED BY  
SCHOOLS/COLLEGE/UNITS  
MONTH OF MARCH 2017**

COLLEGE/SCHOOLS/UNITS	CURRENT MONTH		CUMULATIVE FISCAL YEAR TO DATE JULY 1, 2016 - MARCH 31, 2017		
	NUMBER	AMOUNT	NUMBER	AMOUNT	% Of Total
THE COLLEGE OF WINSTON SALEM STATE UNIV	0	\$0.00	17	\$1,424,424.00	15.60%
SCHOOL OF HEALTH SCIENCES	0	\$0.00	8	\$1,635,023.00	17.90%
ADMINISTRATIVE UNITS	1	\$15,000.00	6	\$6,074,256.00	66.50%
<b>Total</b>	<b>1</b>	<b>\$15,000.00</b>	<b>31</b>	<b>\$9,133,703.00</b>	<b>100%</b>

**FISCAL YEAR 2016**

MONTH OF MARCH 2016

NUMBER	1
AMOUNT	\$238,386.00

CUMULATIVE FY COMPARISON (JULY 1, 2015 - MARCH 31, 2016)	
NUMBER	38
AMOUNT	\$9,236,530.00

FY TOTALS (JULY 1, 2015 - JUNE 30, 2016)	
NUMBER	54
AMOUNT	\$11,211,713.00

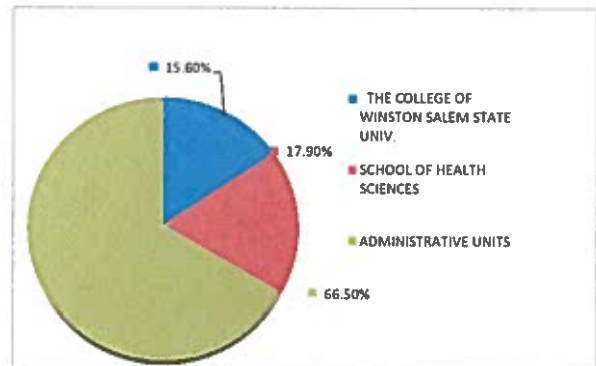
**FISCAL YEAR 2017**

JULY 1, 2016 - JUNE 30, 2017

NUMBER	31
AMOUNT	\$9,133,703.00

**Note: Percent Change in Dollar Amount Received From Last Year -1.11%**

**Note: Percent Change in Number of Awards Received From Last Year -18.42%**



**WINSTON-SALEM STATE UNIVERSITY  
AWARDS RECEIVED BY DEPARTMENTS/UNITS  
MONTH OF MARCH, 2017**

DEPARTMENT/UNITS	CURRENT MONTH		CUMULATIVE FISCAL YEAR TO DATE JULY 1, 2016- MARCH 31, 2017	
	NUMBER	AMOUNT	NUMBER	AMOUNT
<b>THE COLLEGE OF WINSTON SALEM STATE UNIVERSITY</b>				
Office of the Dean	0	\$0.00	0	\$0.00
Center for Design and Innovation (CDI)	0	\$0.00	1	\$17,000.00
International Programs	0	\$0.00	0	\$0.00
<b>TOTAL</b>	<b>0</b>	<b>\$0.00</b>	<b>1</b>	<b>\$17,000.00</b>
<b>ARTS &amp; HUMANITIES DEPARTMENTS</b>				
Art & Visual Studies	0	\$0.00	0	\$0.00
English	0	\$0.00	0	\$0.00
Liberal Studies	0	\$0.00	0	\$0.00
Music	0	\$0.00	0	\$0.00
World Languages and Cultures	0	\$0.00	0	\$0.00
Diggs Gallery	0	\$0.00	0	\$0.00
<b>TOTAL</b>	<b>0</b>	<b>\$0.00</b>	<b>0</b>	<b>\$0.00</b>
<b>BUSINESS DEPARTMENTS</b>				
Accounting & Management Information Systems	0	\$0.00	0	\$0.00
Economics and Finance	0	\$0.00	0	\$0.00
Management and Marketing	0	\$0.00	0	\$0.00
Center for Economic Analysis	0	\$0.00	0	\$0.00
Center for Entrepreneurship	0	\$0.00	0	\$0.00
Center for Excellence in Financial Services	0	\$0.00	0	\$0.00
Small Business Technology Development Center (SBTDC)	0	\$0.00	5	\$380,003.00
<b>TOTAL</b>	<b>0</b>	<b>\$0.00</b>	<b>5</b>	<b>\$380,003.00</b>
<b>EDUCATION DEPARTMENTS</b>				
Education	0	\$0.00	0	\$0.00
Health & Physical Education and Sports Studies	0	\$0.00	0	\$0.00
Human Service Studies	0	\$0.00	0	\$0.00
Mathematics, Science and Technology Education	0	\$0.00	0	\$0.00
Maya Angelou Institute	0	\$0.00	0	\$0.00
<b>TOTAL</b>	<b>0</b>	<b>\$0.00</b>	<b>0</b>	<b>\$0.00</b>
<b>NATURAL AND PHYSICAL SCIENCES</b>				
Biological Sciences	0	\$0.00	5	\$431,906.00
Chemistry	0	\$0.00	2	\$98,891.00
Computer Science	0	\$0.00	3	\$88,665.00
Mathematics	0	\$0.00	0	\$0.00
Biomedical Research and Infrastructure Center (BRIC)	0	\$0.00	1	\$407,959.00
<b>TOTAL</b>	<b>0</b>	<b>\$0.00</b>	<b>11</b>	<b>\$1,027,421.00</b>
<b>SOCIAL SCIENCES DEPARTMENTS</b>				
Behavioral Sciences	0	\$0.00	0	\$0.00
Communication and Media Studies	0	\$0.00	0	\$0.00
History, Politics and Social Justice	0	\$0.00	0	\$0.00
Psychological Sciences	0	\$0.00	0	\$0.00
Center for Community Safety	0	\$0.00	0	\$0.00
<b>TOTAL</b>	<b>0</b>	<b>\$0.00</b>	<b>0</b>	<b>\$0.00</b>
<b>SCHOOL OF HEALTH SCIENCES</b>				
Office of the Dean	0	\$0.00	0	\$0.00
Center of Excellence for the Elimination of Health Disparities	0	\$0.00	0	\$0.00
Clinical Laboratory Science	0	\$0.00	0	\$0.00
Exercise Physiology	0	\$0.00	0	\$0.00
Healthcare Management	0	\$0.00	1	\$100,000.00
Nursing	0	\$0.00	4	\$1,230,794.00
Occupational Therapy	0	\$0.00	0	\$0.00
Physical Therapy	0	\$0.00	1	\$6,372.00
Rehabilitation Counseling	0	\$0.00	2	\$297,857.00
<b>TOTAL</b>	<b>0</b>	<b>\$0.00</b>	<b>8</b>	<b>\$1,635,023.00</b>

**WINSTON-SALEM STATE UNIVERSITY  
AWARDS RECEIVED BY DEPARTMENTS/UNITS  
MONTH OF MARCH, 2017**

**CURRENT MONTH**

**CUMULATIVE FISCAL YEAR TO DATE  
JULY 1, 2016- MARCH 31, 2017**

DEPARTMENT/UNITS	NUMBER	AMOUNT	NUMBER	AMOUNT
<b>ADMINISTRATIVE UNITS</b>				
<b>OFFICE OF THE CHANCELLOR</b>	1	\$15,000.00	1	\$15,000.00
Athletics	0	\$0.00	0	\$0.00
<b>TOTAL</b>	<b>1</b>	<b>\$15,000.00</b>	<b>1</b>	<b>\$15,000.00</b>
<b>ACADEMIC AFFAIRS</b>				
Office of the Provost	0	\$0.00	0	\$0.00
Simon G. Atkins Community Development Center	0	\$0.00	0	\$0.00
C.G. O'Kelly Library	0	\$0.00	0	\$0.00
Enrollment Management (Admissions, Financial Aid, Regist	0	\$0.00	0	\$0.00
Information Technology	0	\$0.00	0	\$0.00
Institutional Planning, Assessment & Research	0	\$0.00	0	\$0.00
Title III	0	\$0.00	2	\$5,505,298.00
Undergraduate Research	0	\$0.00	0	\$0.00
University College and Lifelong Learning (UCaLL)	0	\$0.00	0	\$0.00
Student Support Services	0	\$0.00	1	\$248,958.00
<b>TOTAL</b>	<b>0</b>	<b>\$0.00</b>	<b>3</b>	<b>\$5,754,256.00</b>
<b>STUDENT AFFAIRS</b>				
Office of the Vice Chancellor	0	\$0.00	0	\$0.00
Counseling Services	0	\$0.00	0	\$0.00
Student Health Services	0	\$0.00	2	\$305,000.00
<b>TOTAL</b>	<b>0</b>	<b>\$0.00</b>	<b>2</b>	<b>\$305,000.00</b>
<b>FINANCE ADMINISTRATION</b>				
Office of the Vice Chancellor	0	\$0.00	0	\$0.00
Campus Police	0	\$0.00	0	\$0.00
Facilities Planning and Engineering	0	\$0.00	0	\$0.00
<b>TOTAL</b>	<b>0</b>	<b>\$0.00</b>	<b>0</b>	<b>\$0.00</b>
<b>GRAND TOTALS</b>	<b>1</b>	<b>\$15,000.00</b>	<b>31</b>	<b>\$9,133,703.00</b>

**WINSTON-SALEM STATE  
UNIVERSITY  
AWARDS RECEIVED BY SPONSOR  
MONTH OF MARCH 2017**

**CURRENT MONTH**

**CUMULATIVE FISCAL YEAR TO DATE  
JULY 1, 2016 - MARCH 31, 2017**

<b>SPONSOR</b>	<b>NUMBER</b>	<b>AMOUNT</b>	<b>NUMBER</b>	<b>AMOUNT</b>	<b>% OF TOTAL</b>
<b>FEDERAL</b>	<b>0</b>	<b>\$0.00</b>	<b>15</b>	<b>\$8,367,311.00</b>	<b>92%</b>
<b>FOUNDATION</b>	<b>0</b>	<b>\$0.00</b>	<b>0</b>	<b>\$0.00</b>	<b>0%</b>
<b>STATE OF NORTH CAROLINA</b>	<b>0</b>	<b>\$0.00</b>	<b>0</b>	<b>\$0.00</b>	<b>0%</b>
<b>NC LOCAL GOVERNMENT</b>	<b>0</b>	<b>\$0.00</b>	<b>0</b>	<b>\$0.00</b>	<b>0%</b>
<b>BUSINESS &amp; INDUSTRY</b>	<b>0</b>	<b>\$0.00</b>	<b>0</b>	<b>\$0.00</b>	<b>0%</b>
<b>COLLEGES &amp; UNIVERSITIES</b>	<b>0</b>	<b>\$0.00</b>	<b>13</b>	<b>\$729,392.00</b>	<b>8%</b>
<b>OTHER AGENCIES</b>	<b>1</b>	<b>\$15,000.00</b>	<b>3</b>	<b>\$37,000.00</b>	<b>0%</b>
<b>GRAND TOTALS</b>	<b>1</b>	<b>\$15,000.00</b>	<b>31</b>	<b>\$9,133,703.00</b>	<b>100%</b>

**WINSTON-SALEM STATE UNIVERSITY  
AWARDS RECEIVED BY SPONSOR  
MONTH OF MARCH 2017**

CURRENT MONTH

CUMULATIVE FISCAL YEAR TO DATE  
JULY 1, 2016 - MARCH 31, 2017

SPONSOR	NUMBER	AMOUNT	NUMBER	AMOUNT
<b>FEDERAL</b>				
Dept of the Army	0	\$0.00	0	\$0.00
Dept of Commerce - Economic Development Administration	0	\$0.00	0	\$0.00
Dept of Defense - Army	0	\$0.00	0	\$0.00
Dept of Education	0	\$0.00	5	\$6,052,113.00
Dept of Health and Human Services (HHS)	0	\$0.00	0	\$0.00
HHS-Centers for Disease Control and Prevention (CDC)	0	\$0.00	0	\$0.00
HHS-Health Resources & Services Administration (HRSA)	0	\$0.00	2	\$1,082,515.00
HHS-Administration for Children and Families (ACF)	0	\$0.00	0	\$0.00
HHS-Office of Women Health (OWH)	0	\$0.00	0	\$0.00
HHS - Substance Abuse and Mental Health Services Administration (SAMHSA)	0	\$0.00	1	\$300,000.00
National Institutes of Health (NIH)	0	\$0.00	0	\$0.00
(NIH) Eunice Kennedy Shriver National Institutes of Child Health & Human Development	0	\$0.00	0	\$0.00
(NIH) National Cancer Institute	0	\$0.00	0	\$0.00
(NIH) National Ctr on Minority Health&Health Disparities	0	\$0.00	0	\$0.00
(NIH) National Institute of Mental Health	0	\$0.00	0	\$0.00
(NIH) National Institute of Nursing Research	0	\$0.00	0	\$0.00
(NIH) National Heart, Lung & Blood Institute	0	\$0.00	0	\$0.00
(NIH) National Institute of Child Health and Human Dev.	0	\$0.00	0	\$0.00
(NIH) National Inst.of General Medical Sci.(NIGMS)	0	\$0.00	1	\$407,959.00
(NIH) John E. Fogarty International Center	0	\$0.00	0	\$0.00
(NIH) Office of Research Integrity	0	\$0.00	0	\$0.00
Centers for Medicare & Medicaid Services (CMS)	0	\$0.00	0	\$0.00
Dept of Interior	0	\$0.00	0	\$0.00
Dept of Justice	0	\$0.00	0	\$0.00
Dept of Transportation	0	\$0.00	0	\$0.00
Housing and Urban Development (HUD)	0	\$0.00	0	\$0.00
National Science Foundation (NSF)	0	\$0.00	5	\$484,724.00
US Fish and Wildlife Service	0	\$0.00	1	\$40,000.00
USDA National Institute of Food and Agriculture (NIFA)	0	\$0.00	0	\$0.00
<b>TOTAL</b>	<b>0</b>	<b>\$0.00</b>	<b>15</b>	<b>\$8,367,311.00</b>
<b>FOUNDATION</b>				
Charles G. Koch Charitable Foundation	0	\$0.00	0	\$0.00
Foundation of Nursing Excellence	0	\$0.00	0	\$0.00
<b>TOTAL</b>	<b>0</b>	<b>\$0.00</b>	<b>0</b>	<b>\$0.00</b>
<b>STATE OF NORTH CAROLINA</b>				
North Carolina of Health and Human Services	0	\$0.00	0	\$0.00
North Carolina State Library	0	\$0.00	0	\$0.00
<b>TOTAL</b>	<b>0</b>	<b>\$0.00</b>	<b>0</b>	<b>\$0.00</b>
<b>NC LOCAL</b>				
Forsyth County	0	\$0.00	0	\$0.00
<b>TOTAL</b>	<b>0</b>	<b>\$0.00</b>	<b>0</b>	<b>\$0.00</b>
<b>BUSINESS &amp; INDUSTRY</b>				
	0	\$0.00	0	\$0.00
<b>TOTAL</b>	<b>0</b>	<b>\$0.00</b>	<b>0</b>	<b>\$0.00</b>

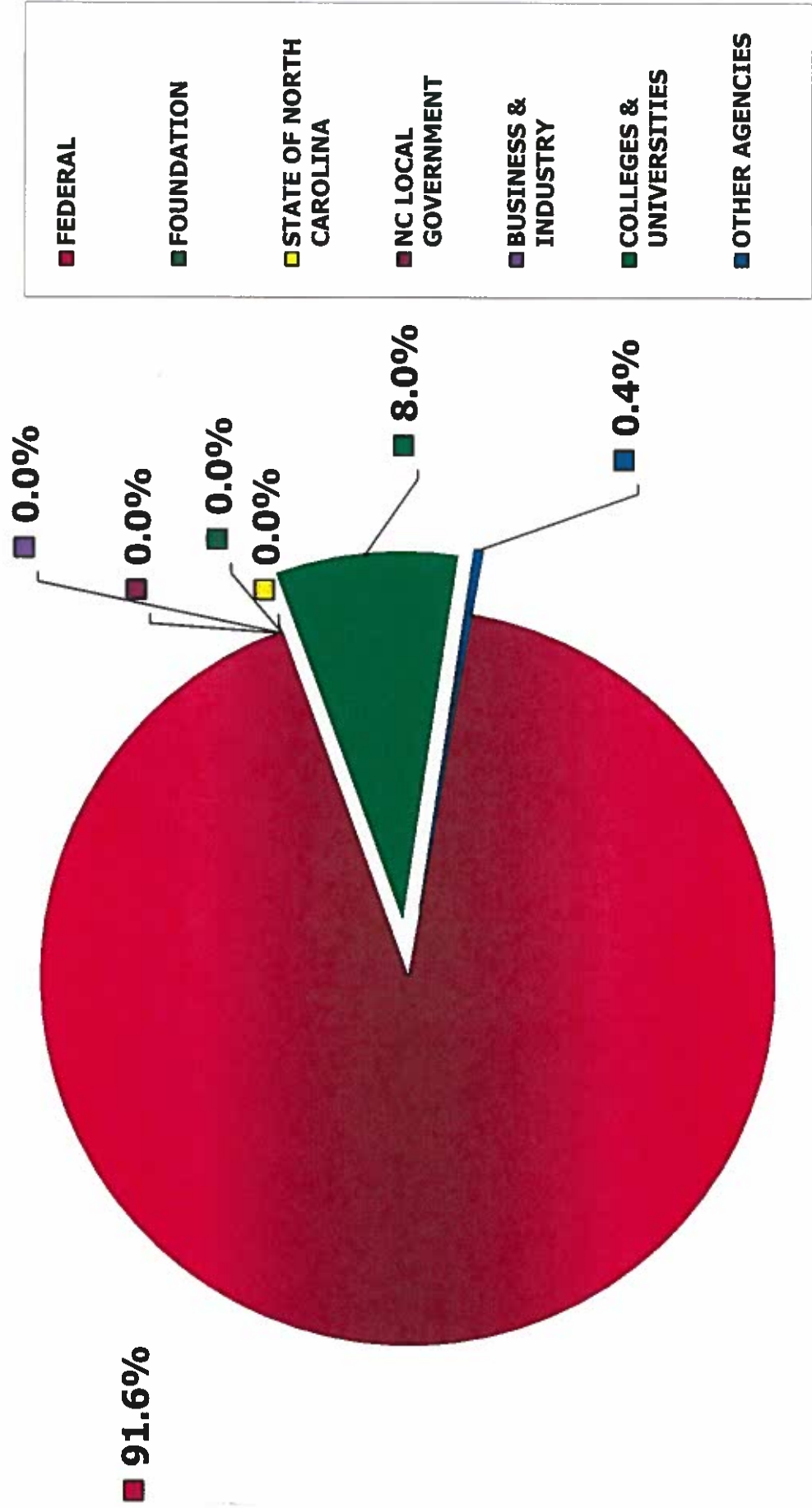
**WINSTON-SALEM STATE UNIVERSITY  
AWARDS RECEIVED BY SPONSOR  
MONTH OF MARCH 2017**

**CURRENT MONTH**

**CUMULATIVE FISCAL YEAR TO DATE  
JULY 1, 2016 - MARCH 31, 2017**

<b>SPONSOR</b>	<b>NUMBER</b>	<b>AMOUNT</b>	<b>NUMBER</b>	<b>AMOUNT</b>
<b>COLLEGES &amp; UNIVERSITIES</b>				
Case Western University	0	\$0.00	0	\$0.00
Duke University	0	\$0.00	1	\$73,279.00
North Carolina A&T State University	0	\$0.00	1	\$37,025.00
North Carolina Community College System (NCCCS)	0	\$0.00	1	\$75,000.00
North Carolina State University	0	\$0.00	6	\$390,003.00
University of Florida	0	\$0.00	0	\$0.00
University of North Carolina - Chapel Hill	0	\$0.00	0	\$0.00
University of North Carolina - General Administration	0	\$0.00	1	\$100,000.00
University of North Carolina - Greensboro	0	\$0.00	0	\$0.00
Wake Forest University Health Sciences	0	\$0.00	2	\$23,395.00
Wake Forest University School of Medicine	0	\$0.00	1	\$30,690.00
Winston Salem State University - RIP	0	\$0.00	0	\$0.00
	<b>0</b>	<b>\$0.00</b>	<b>13</b>	<b>\$729,392.00</b>
<b>OTHER AGENCIES</b>				
American Society for Cell Biology	0	\$0.00	0	\$0.00
American Association of Colleges and Universities (AACU)	0	\$0.00	0	\$0.00
Bat Conservation International (BCI)	0	\$0.00	1	\$17,000.00
Corporation for Public Broadcasting	0	\$0.00	0	\$0.00
NC Biotechnology Center (NCBC)	0	\$0.00	0	\$0.00
NC Coalition Against Sexual Assault	1	\$15,000.00	1	\$15,000.00
Society for the Psychological Study of Social Issues	0	\$0.00	0	\$0.00
Truth Initiative	0	\$0.00	1	\$5,000.00
United Way of Forsyth County	0	\$0.00	0	\$0.00
	<b>1</b>	<b>\$15,000.00</b>	<b>3</b>	<b>\$37,000.00</b>
<b>GRAND TOTALS</b>	<b>1</b>	<b>\$15,000.00</b>	<b>31</b>	<b>\$9,133,703.00</b>

# WINSTON-SALEM STATE UNIVERSITY CUMULATIVE AWARDS RECEIVED BY SPONSOR AS OF MARCH 31, 2017





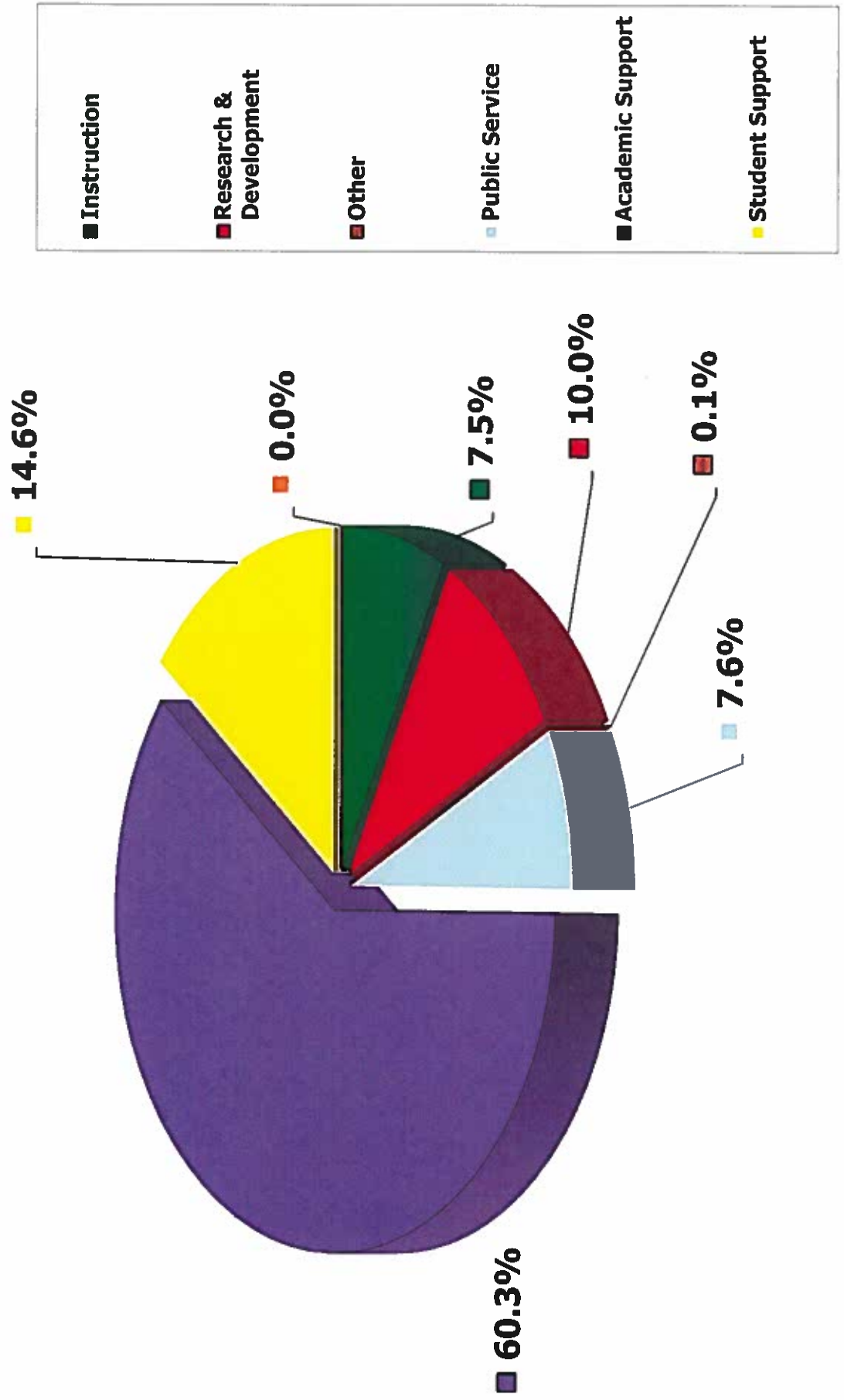
**WINSTON-SALEM STATE UNIVERSITY  
AWARDS RECEIVED BY CATEGORY  
MONTH OF MARCH 2017**

**CURRENT MONTH**

**CUMULATIVE FISCAL YEAR TO DATE  
JULY 1, 2016 - MARCH 31, 2017**

<b>CATEGORY</b>	<b>NUMBER</b>	<b>AMOUNT</b>	<b>CUMULATIVE</b>	<b>AMOUNT</b>	<b>% OF TOTAL</b>
Instruction	0	\$0.00	8	\$686,046.00	7.51%
Research & Development	0	\$0.00	10	\$910,883.00	9.97%
Other	0	\$0.00	1	\$5,000.00	0.05%
Public Service	1	\$15,000.00	7	\$695,003.00	7.61%
Academic Support	0	\$0.00	2	\$5,505,298.00	60.27%
Student Support	0	\$0.00	3	\$1,331,473.00	14.58%
Student Services	0	\$0.00	0	\$0.00	0.00%
<b>TOTALS</b>	<b>1</b>	<b>\$15,000.00</b>	<b>31</b>	<b>\$9,133,703.00</b>	<b>100.00%</b>

WINSTON-SALEM STATE UNIVERSITY  
CUMULATIVE AWARDS RECEIVED BY CATEGORY  
AS OF MARCH 2017



**RAMSeS**  
**Month of March 2017**  
**Awards Report**

PROJ#	TITLE	PI	CO PI	SPONSOR	DEPT./UNIT/GEN FTR	REGOTE	ENDDTE	AWDAMT	TYPE
17-0029	North Carolina Coalition Against Sexual Assault (NCCASA)	Kluttz-Leach, Camille		North Carolina Coalition Against Sexual Assault (NCCASA)	Chancellor	10/1/2016	9/30/2019	\$15,000.00	PUBLIC SERVICE
							<b>Total:</b>	<b>\$15,000.00</b>	