

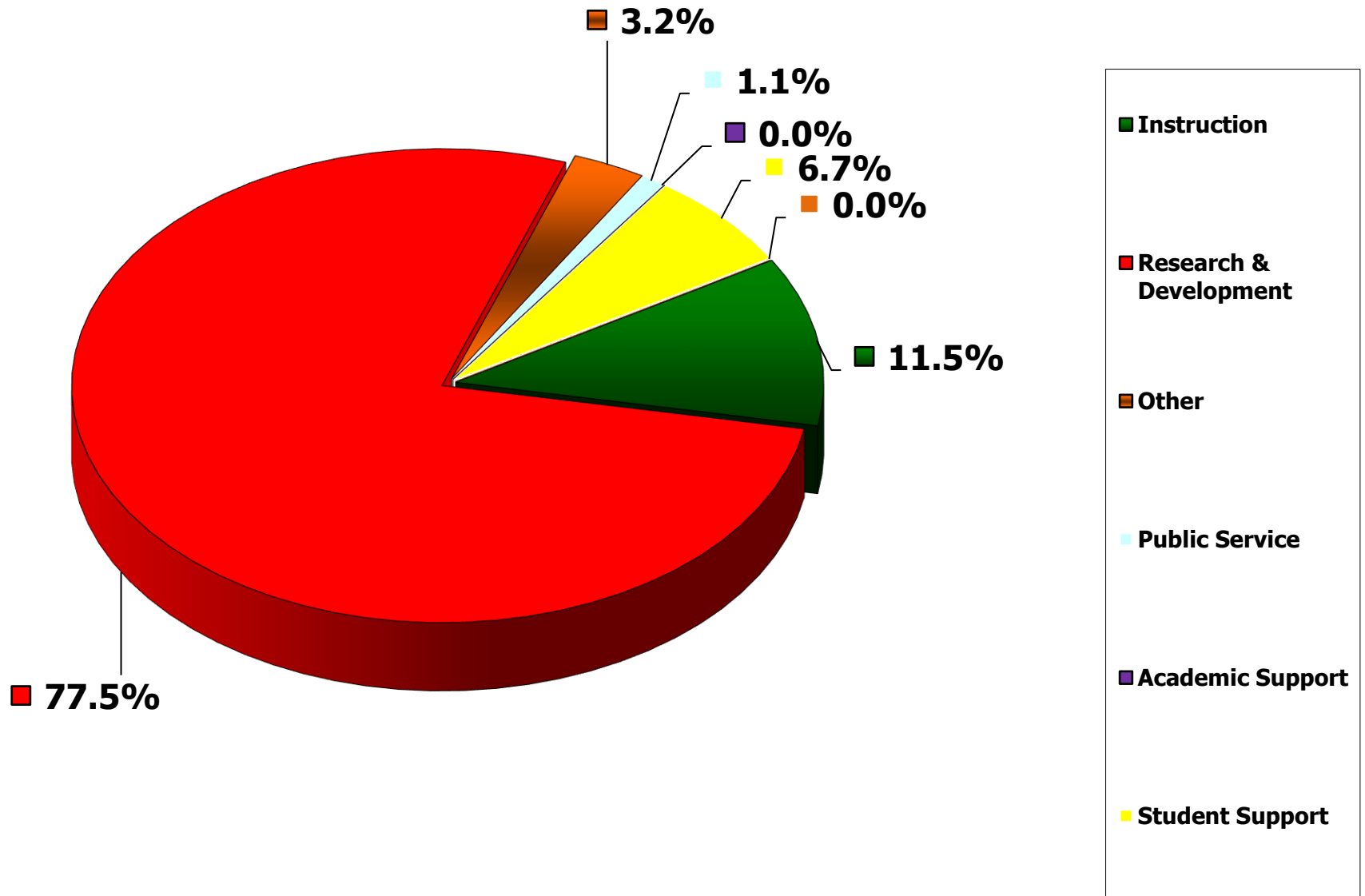
**WINSTON-SALEM STATE UNIVERSITY
AWARDS RECEIVED BY CATEGORY
MONTH OF APRIL 2019**

CURRENT MONTH

**CUMULATIVE FISCAL YEAR TO DATE
JULY 1, 2018 - APRIL 30, 2019**

CATEGORY	NUMBER	AMOUNT	CUMULATIVE	AMOUNT	% OF TOTAL
Instruction	1	\$78,579.00	8	\$1,308,730.29	11.54%
Research & Development	3	\$66,209.00	26	\$8,785,552.00	77.49%
Other	0	\$0.00	6	\$361,510.00	3.19%
Public Service	0	\$0.00	3	\$121,904.90	1.08%
Academic Support	0	\$0.00	0	\$0.00	0.00%
Student Support	0	\$0.00	4	\$760,193.00	6.70%
Student Services	0	\$0.00	0	\$0.00	0.00%
TOTALS	4	\$144,788.00	47	\$11,337,890.19	100.00%

WINSTON-SALEM STATE UNIVERSITY
CUMULATIVE AWARDS RECEIVED BY CATEGORY
AS OF APRIL 2019



**WINSTON-SALEM STATE UNIVERSITY
AWARDS RECEIVED BY SPONSOR
MONTH OF APRIL 2019**

SPONSOR	CURRENT MONTH		CUMULATIVE FISCAL YEAR TO DATE JULY 1, 2018 - APRIL 30, 2019	
	NUMBER	AMOUNT	NUMBER	AMOUNT
FEDERAL				
Dept of Education	0	\$0.00	8	\$7,631,527.00
Dept of Health and Human Services (HHS) National Institutes of Health (NIH)	0	\$0.00	0	\$0.00
National Institutes of Health (NIH)	0	\$0.00	1	\$279,767.00
National Science Foundation (NSF)	1	\$19,992.00	9	\$2,417,635.00
US Department of Transportation (DOT)	0	\$0.00	2	\$18,000.00
TOTAL	1	\$19,992.00	20	\$10,346,929.00
FOUNDATION				
TOTAL	0	\$0.00	0	\$0.00
STATE OF NORTH CAROLINA				
North Carolina Department of Public Instruction (NCDPI)	0	\$0.00	1	\$18,106.90
TOTAL	0	\$0.00	1	\$18,106.90
NC LOCAL				
	0	\$0.00	0	\$0.00
TOTAL	0	\$0.00	0	\$0.00
BUSINESS & INDUSTRY				
TOTAL	0	\$0.00	0	\$0.00
COLLEGES & UNIVERSITIES				
North Carolina State University	0	\$0.00	7	\$376,971.00
Wake Forest Baptist Medical Center Clinical and Translational Science Institute (CTSI)	0	\$0.00	1	\$5,000.00
Wake Forest University Health Sciences	2	\$46,217.00	6	\$220,460.00
Spelman College	0	\$0.00	1	\$13,340.00
University of North Carolina School of the Arts (UNCSA)	0	\$0.00	1	\$30,000.00
University of North Carolina School AT Chapel Hill (UNC-CH)	0	\$0.00	2	\$6,801.00
University of Maryland	1	\$78,579.00	1	\$78,579.00
University of North Carolina General Administration (UNC-GA)	0	\$0.00	1	\$24,500.00
TOTAL	3	\$124,796.00	20	\$755,651.00
OTHER AGENCIES				
Corporation for Public Broadcasting	0	\$0.00	1	\$101,533.00
United Way of Forsyth County	0	\$0.00	1	\$80,732.29
Depart of Interior US Fish and Wildlife service	0	\$0.00	1	\$2,000.00
American Society for Clinical Pathoogy 9ASCP)	0	\$0.00	1	\$2,500.00
Council on Undergraduate Research (CUR)	0	\$0.00	1	\$16,000.00
Commission for Environmental Cooperation (CEC)	0	\$0.00	1	\$14,438.00
TOTAL	0	\$0.00	6	\$217,203.29
GRAND TOTALS	4	\$144,788.00	47	\$11,337,890.19

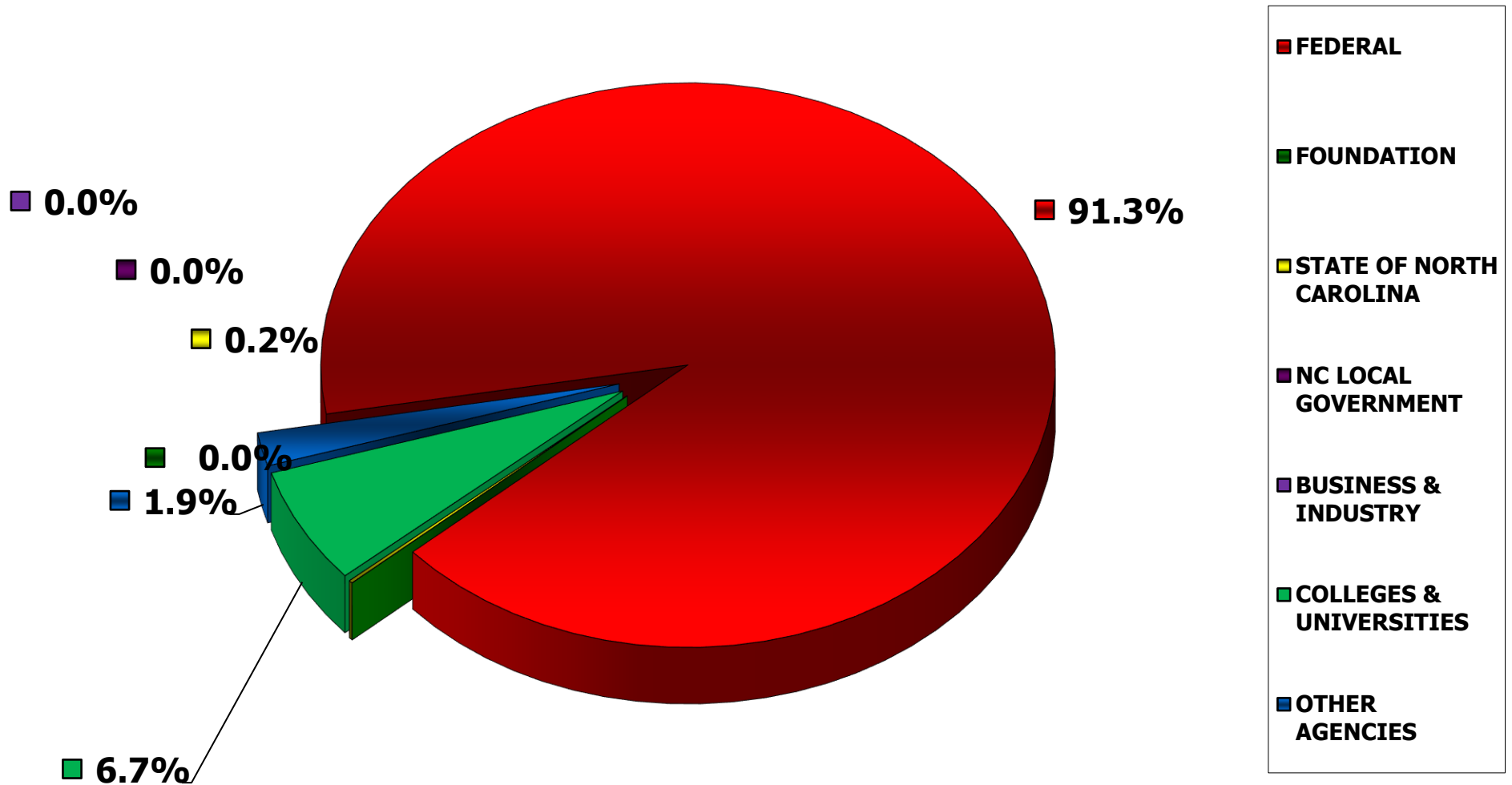
**WINSTON-SALEM STATE
UNIVERSITY
AWARDS RECEIVED BY SPONSOR
MONTH OF APRIL 2019**

CURRENT MONTH

**CUMULATIVE FISCAL YEAR TO DATE
JULY 1, 2018 - APRIL 30, 2019**

SPONSOR	NUMBER	AMOUNT	NUMBER	AMOUNT	% OF TOTAL
FEDERAL	1	\$19,992.00	20	\$10,346,929.00	91%
FOUNDATION	0	\$0.00	0	\$0.00	0%
STATE OF NORTH CAROLINA	0	\$0.00	1	\$18,106.90	0%
NC LOCAL GOVERNMENT	0	\$0.00	0	\$0.00	0%
BUSINESS & INDUSTRY	0	\$0.00	0	\$0.00	0%
COLLEGES & UNIVERSITIES	3	\$124,796.00	20	\$755,651.00	7%
OTHER AGENCIES	0	\$0.00	6	\$217,203.29	2%
GRAND TOTALS	4	\$144,788.00	47	\$11,337,890.19	100%

WINSTON-SALEM STATE UNIVERSITY CUMULATIVE AWARDS RECEIVED BY SPONSOR AS OF APRIL 30, 2019



SPONSOR PIE

**WINSTON-SALEM STATE UNIVERSITY
AWARDS RECEIVED BY DEPARTMENTS/UNITS
MONTH OF APRIL 2019**

DEPARTMENT/UNITS	CURRENT MONTH		CUMULATIVE FISCAL YEAR TO DATE JULY 1, 2018- APRIL 30, 2019	
	NUMBER	AMOUNT	NUMBER	AMOUNT
THE COLLEGE OF WINSTON SALEM STATE UNIVERSITY				
Office of the Dean	0	\$0.00	0	\$0.00
Center for Design and Innovation (CDI)	0	\$0.00	0	\$0.00
International Programs	0	\$0.00	1	\$4,536.00
TOTAL	0	\$0.00	1	\$4,536.00
ARTS & HUMANITIES DEPARTMENTS				
Art & Visual Studies	0	\$0.00	0	\$0.00
English	0	\$0.00	0	\$0.00
Liberal Studies	0	\$0.00	0	\$0.00
Music	0	\$0.00	0	\$0.00
World Languages and Cultures	1	\$78,579.00	1	\$78,579.00
Diggs Gallery	0	\$0.00	0	\$0.00
TOTAL	1	\$78,579.00	1	\$78,579.00
BUSINESS DEPARTMENTS				
Accounting & Management Information Systems	0	\$0.00	0	\$0.00
Economics and Finance	0	\$0.00	0	\$0.00
Management and Marketing	0	\$0.00	0	\$0.00
Center for Economic Analysis	0	\$0.00	0	\$0.00
Center for Entrepreneurship	0	\$0.00	0	\$0.00
Center for Excellence in Financial Services	0	\$0.00	0	\$0.00
Center for Study of Economic Mobility	0	\$0.00	0	\$0.00
Small Business Technology Development Center (SBTDC)	0	\$0.00	4	\$353,974.00
TOTAL	0	\$0.00	4	\$353,974.00
EDUCATION DEPARTMENTS				
Education	0	\$0.00	0	\$0.00
Health & Physical Education and Sports Studies	0	\$0.00	1	\$18,106.00
Human Service Studies	0	\$0.00	0	\$0.00
Mathematics, Science and Technology Education	0	\$0.00	2	\$8,016.00
Maya Angelou Institute	0	\$0.00	0	\$0.00
TOTAL	0	\$0.00	3	\$26,122.00
NATURAL AND PHYSICAL SCIENCES				
Biological Sciences	0	\$0.00	6	\$519,489.00
Chemistry	1	\$19,992.00	7	\$1,400,387.00
Computer Science	0	\$0.00	3	\$559,270.00
Mathematics	2	\$46,217.00	3	\$78,630.00
Biomedical Research and Infrastructure Center (BRIC)	0	\$0.00	1	\$279,767.00
TOTAL	3	\$66,209.00	20	\$2,837,543.00
SOCIAL SCIENCES DEPARTMENTS				
Behavioral Sciences	0	\$0.00	0	\$0.00
Communication and Media Studies	0	\$0.00	1	\$101,533.00
History, Politics and Social Justice	0	\$0.00	0	\$0.00
Psychological Sciences	0	\$0.00	1	\$13,340.00
Center for Community Safety	0	\$0.00	0	\$0.00
TOTAL	0	\$0.00	2	\$114,873.00
SCHOOL OF HEALTH SCIENCES				
Office of the Dean	0	\$0.00	2	\$556,899.19
Center of Excellence for the Elimination of Health Disparities	0	\$0.00	2	\$54,500.00
Clinical Laboratory Science	0	\$0.00	1	\$2,500.00
Exercise Physiology	0	\$0.00	0	\$0.00
Healthcare Management	0	\$0.00	0	\$0.00
Nursing	0	\$0.00	1	\$5,000.00
Occupational Therapy	0	\$0.00	0	\$0.00
Physical Therapy	0	\$0.00	1	\$129,003.00
Rehabilitation Counseling	0	\$0.00	4	\$746,995.00
Social Work	0	\$0.00	0	\$0.00
Therapeutic Recreation	0	\$0.00	0	\$0.00
TOTAL	0	\$0.00	11	\$1,494,897.19

**WINSTON-SALEM STATE UNIVERSITY
AWARDS RECEIVED BY DEPARTMENTS/UNITS
MONTH OF APRIL 2019**

CURRENT MONTH

**CUMULATIVE FISCAL YEAR TO DATE
JULY 1, 2018- APRIL 30, 2019**

DEPARTMENT/UNITS	NUMBER	AMOUNT	NUMBER	AMOUNT
ADMINISTRATIVE UNITS				
OFFICE OF THE CHANCELLOR	0	\$0.00	0	\$0.00
Athletics	0	\$0.00	0	\$0.00
TOTAL	0	\$0.00	0	\$0.00
ACADEMIC AFFAIRS				
Office of the Provost	0	\$0.00	0	\$0.00
Simon G. Atkins Community Development Center	0	\$0.00	0	\$0.00
C.G. O'Kelly Library	0	\$0.00	1	\$3,000.00
Counseling Services	0	\$0.00	0	\$0.00
Enrollment Management (Admissions, Financial Aid, Regist	0	\$0.00	0	\$0.00
Information Technology	0	\$0.00	0	\$0.00
Institutional Planning, Assessment & Research	0	\$0.00	0	\$0.00
Student Health Services	0	\$0.00	0	\$0.00
Title III	0	\$0.00	2	\$6,142,339.00
Undergraduate Research	0	\$0.00	1	\$16,000.00
University College and Lifelong Learning (UCaLL)	0	\$0.00	0	\$0.00
Student Support Services	0	\$0.00	1	\$266,027.00
TOTAL	0	\$0.00	5	\$6,427,366.00
TOTAL	0	\$0.00	0	\$0.00
FINANCE ADMINISTRATION				
Office of the Vice Chancellor	0	\$0.00	0	\$0.00
Campus Police	0	\$0.00	0	\$0.00
Facilities Planning and Engineering	0	\$0.00	0	\$0.00
TOTAL	0	\$0.00	0	\$0.00
GRAND TOTALS	4	\$144,788.00	47	\$11,337,890.19

**WINSTON-SALEM STATE UNIVERSITY
AWARDS RECEIVED BY
SCHOOLS/COLLEGE/UNITS
MONTH OF APRIL 2019**

COLLEGE/SCHOOLS/UNITS	CURRENT MONTH		CUMULATIVE FISCAL YEAR TO DATE JULY 1, 2018 - APRIL 30, 2019		
	NUMBER	AMOUNT	NUMBER	AMOUNT	% Of Total
THE COLLEGE OF WINSTON SALEM STATE UNIV	4	\$144,788.00	31	\$3,415,627.00	29.11%
SCHOOL OF HEALTH SCIENCES	0	\$0.00	11	\$1,494,897.19	13.18%
ADMINISTRATIVE UNITS	0	\$0.00	5	\$6,427,366.00	56.69%
Total	4	\$144,788.00	47	\$11,337,890.19	99%

FISCAL YEAR 2018

MONTH OF APRIL 2018

NUMBER	7
AMOUNT	\$199,408.00

CUMULATIVE FY COMPARISON (JULY 1, 2017 - APRIL 31, 2018)

NUMBER	42
AMOUNT	\$9,622,885.00

FY TOTALS (JULY 1, 2017 - JUNE 30, 2018)

NUMBER	50
AMOUNT	\$11,274,723.16

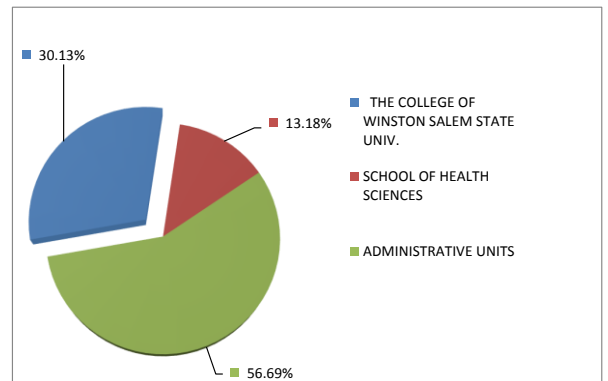
FISCAL YEAR 2019

JULY 1, 2018 - MARCH 31, 2019

NUMBER	47
AMOUNT	\$11,337,890.19

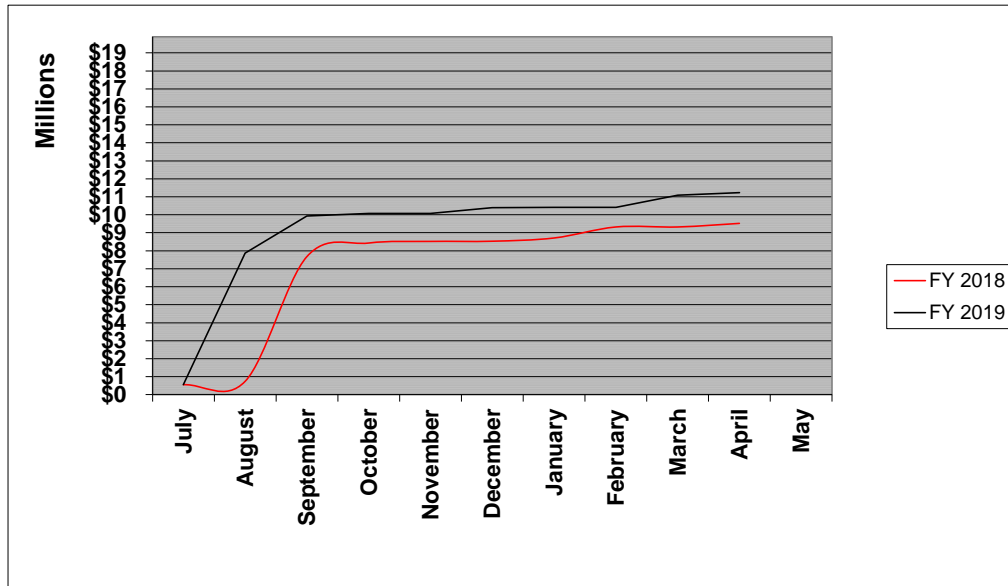
**Note: Percent Change in Dollar
Amount Received From Last
Year 17.82%**

**Note: Percent Change in
Number of Awards Received
From Last Year 11.90%**



COMPARISON OF FY18 AND FY19 AWARDS RECEIVED

Awards	July	August	September	October	November	December	January	February	March	April	May	June	July
FY 2018	\$ 653,381.00	\$ 844,100.00	\$ 7,779,011.00	\$ 8,530,687.00	\$ 8,620,687.00	\$ 8,630,687.00	\$ 8,810,687.00	\$ 9,423,477.00	\$ 9,423,477.00	\$ 9,622,885.00			
FY 2019	\$ 649,678.29	\$ 7,970,051.29	\$ 10,038,916.00	\$ 10,181,206.29	\$ 10,181,206.29	\$ 10,498,101.29	\$ 10,513,335.19	\$ 10,513,335.19	\$ 11,193,102.19	\$ 11,337,890.19			



* Cumulative to Date

RAMSeS
Month of April 2019
Awards Report

PROPOSAL NO	Acct #	AWARD TITLE	ORIGINAL PI	Co-PI	Sponsor	DEPARTMENT	BEGIN DATE	END DATE	AWARD AMOUNT	DOLLARS FEED DATE
19-0037	211282	2019 STARTALK STEAM-Based Chinese Language Summer Immersion Program	Xiong, Wen		University of Maryland National Foreign Language Center (NFLC)	World Languages and Cultures	4/29/2019	3/31/2020	\$78,579.00	4/14/2019
18-0062	TBD	Indices for Accelerated Aging in Obesity and Diabetes: A Diversity Supplement to the look AHEAD Study	Griffin, Felicia		Wake Forest University Health Sciences	Mathematics	7/17/2018	6/30/2020	\$32,413.00	4/30/2019
18-0091	TBD	Proposal for a Research Supplement to Promote Diversity in Health-Related Research Among University Students	Griffin, Felicia		Wake Forest University Health Sciences	Mathematics	7/1/2018	6/30/2020	\$13,804.00	4/30/2019
19-0070	211173	Research Initiation Award: Development of Carbon Carbon Bond Forming Strategies in the Synthesis of O-, N-Heterocycles	Guo, Fenghai		NSF Directorate for Education and Human Resources (EHR)	Chemistry	7/1/2016	6/30/2019	\$19,992.00	4/25/2019
								Total:	\$144,788.00	