

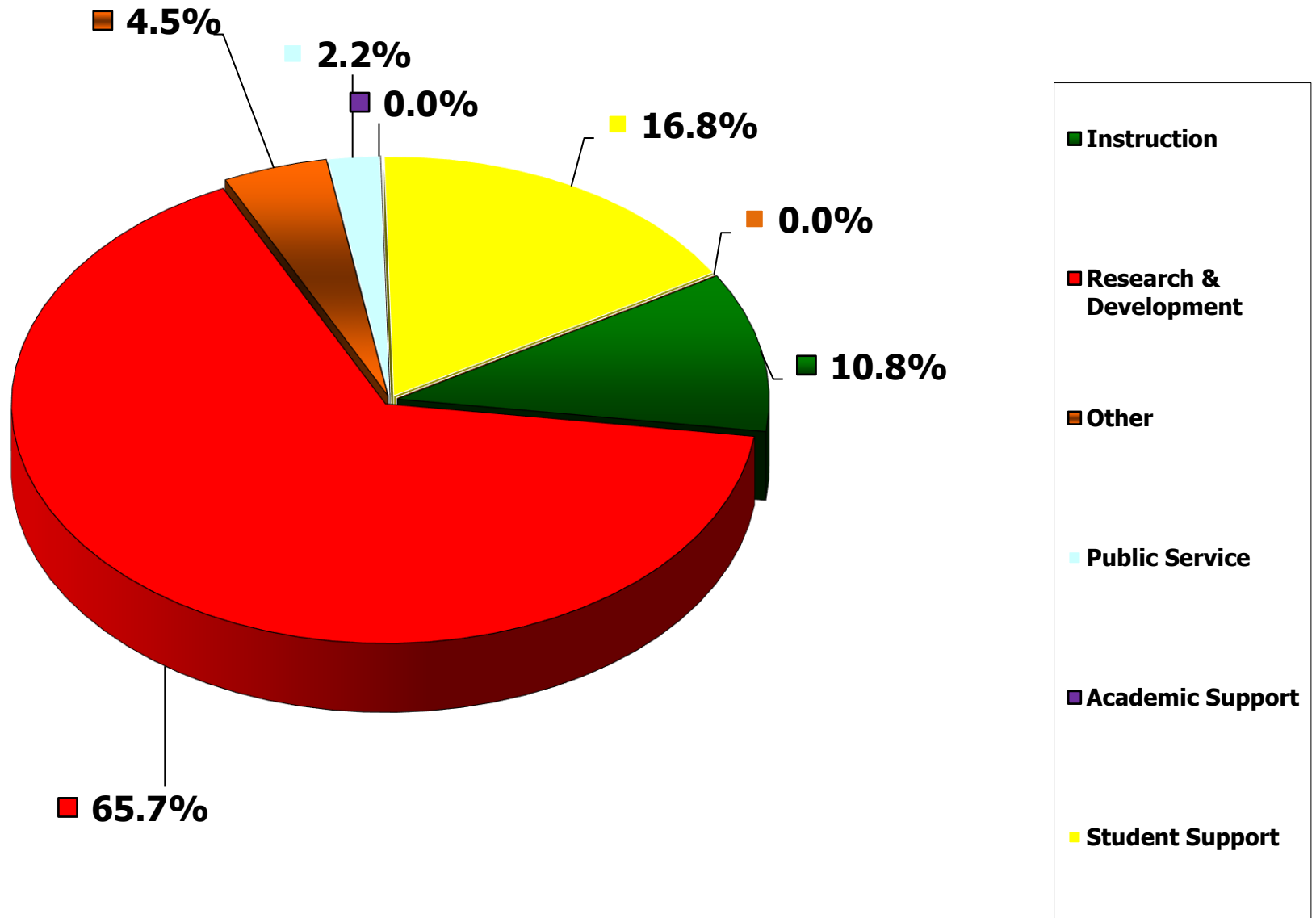
**WINSTON-SALEM STATE UNIVERSITY
AWARDS RECEIVED BY CATEGORY
MONTH OF JUNE 2019**

CURRENT MONTH

**CUMULATIVE FISCAL YEAR TO DATE
JULY 1, 2018 - JUNE 30, 2019**

CATEGORY	NUMBER	AMOUNT	CUMULATIVE	AMOUNT	% OF TOTAL
Instruction	1	\$136,500.00	10	\$1,524,906.29	10.79%
Research & Development	1	\$299,962.00	28	\$9,285,514.00	65.67%
Other	1	\$277,998.00	7	\$639,508.00	4.52%
Public Service	0	\$0.00	6	\$315,636.90	2.23%
Academic Support	0	\$0.00	0	\$0.00	0.00%
Student Support	2	\$530,844.00	8	\$2,373,552.00	16.79%
Student Services	0	\$0.00	0	\$0.00	0.00%
TOTALS	5	\$1,245,304.00	59	\$14,139,117.19	100.00%

WINSTON-SALEM STATE UNIVERSITY CUMULATIVE AWARDS RECEIVED BY CATEGORY AS OF JUNE 2019



**WINSTON-SALEM STATE UNIVERSITY
AWARDS RECEIVED BY SPONSOR
MONTH OF JUNE 2019**

SPONSOR	CURRENT MONTH		CUMULATIVE FISCAL YEAR TO DATE JULY 1, 2018 - JUNE 30, 2019	
	NUMBER	AMOUNT	NUMBER	AMOUNT
FEDERAL				
Dept of Education	2	\$758,942.00	10	\$8,390,469.00
Dept of Health and Human Services (HHS) National Institutes of Health (NIH)	0	\$0.00	3	\$1,230,141.00
National Institutes of Health (NIH)	0	\$0.00	1	\$279,767.00
National Science Foundation (NSF)	2	\$349,862.00	12	\$2,967,497.00
US Department of Transportation (DOT)	0	\$0.00	2	\$18,000.00
TOTAL	4	\$1,108,804.00	28	\$12,885,874.00
FOUNDATION				
TOTAL	0	\$0.00	0	\$0.00
STATE OF NORTH CAROLINA				
North Carolina Department of Public Instruction (NCDPI)	0	\$0.00	1	\$18,106.90
North Carolina Department of Transportation	0	\$0.00	1	\$36,106.00
TOTAL	0	\$0.00	2	\$54,212.90
NC LOCAL				
	0	\$0.00	0	\$0.00
TOTAL	0	\$0.00	0	\$0.00
BUSINESS & INDUSTRY				
TOTAL	0	\$0.00	0	\$0.00
COLLEGES & UNIVERSITIES				
North Carolina State University	0	\$0.00	7	\$376,971.00
Wake Forest Baptist Medical Center Clinical and Translational Science Institute (CTSI)	0	\$0.00	1	\$5,000.00
Wake Forest University Health Sciences	0	\$0.00	6	\$220,460.00
Spelman College	0	\$0.00	1	\$13,340.00
University of North Carolina School of the Arts (UNCSA)	0	\$0.00	1	\$30,000.00
University of North Carolina School AT Chapel Hill (UNC-CH)	0	\$0.00	2	\$6,801.00
University of Maryland	0	\$0.00	1	\$78,579.00
University of North Carolina General Administration (UNC-GA)	0	\$0.00	2	\$101,176.00
TOTAL	0	\$0.00	21	\$832,327.00
OTHER AGENCIES				
Corporation for Public Broadcasting	0	\$0.00	1	\$101,533.00
United Way of Forsyth County	1	\$136,500.00	2	\$217,232.29
Depart of Interior US Fish and Wildlife service	0	\$0.00	1	\$2,000.00
American Society for Clinical Pathoogy (ASCP)	0	\$0.00	1	\$2,500.00
NC Area Health Eucation Center (NC-AHEC)	0	\$0.00	1	\$10,000.00
Council on Undergraduate Research (CUR)	0	\$0.00	1	\$16,000.00
Commission for Environmental Cooperation (CEC)	0	\$0.00	1	\$14,438.00
TOTAL	1	\$136,500.00	8	\$363,703.29
GRAND TOTALS	5	\$1,245,304.00	59	\$14,136,117.19

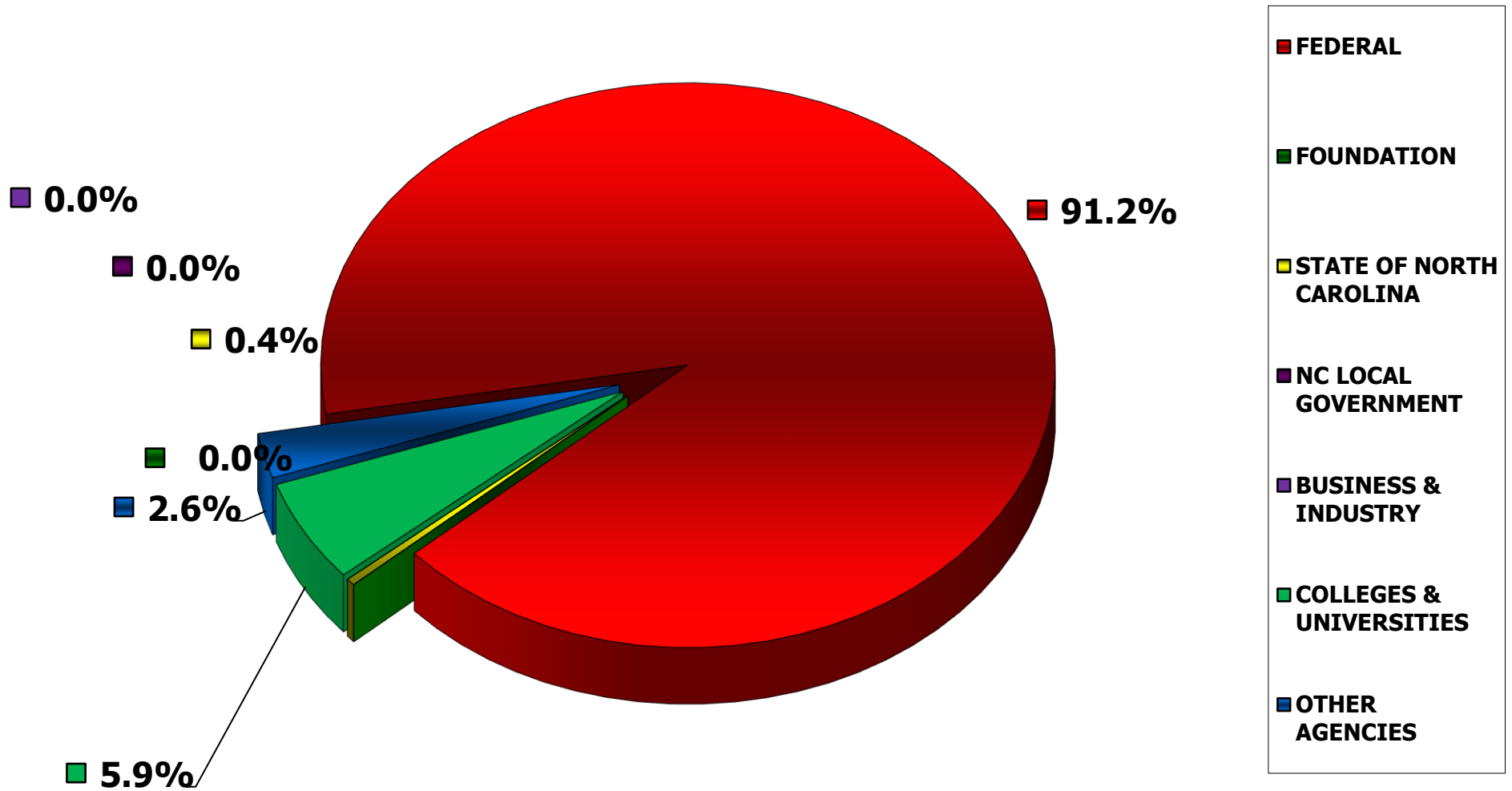
**WINSTON-SALEM STATE
UNIVERSITY
AWARDS RECEIVED BY SPONSOR
MONTH OF JUNE 2019**

CURRENT MONTH

**CUMULATIVE FISCAL YEAR TO DATE
JULY 1, 2018 - JUNE 30, 2019**

SPONSOR	NUMBER	AMOUNT	NUMBER	AMOUNT	% OF TOTAL
FEDERAL	4	\$1,108,804.00	28	\$12,885,874.00	91%
FOUNDATION	0	\$0.00	0	\$0.00	0%
STATE OF NORTH CAROLINA	0	\$0.00	2	\$54,212.90	0%
NC LOCAL GOVERNMENT	0	\$0.00	0	\$0.00	0%
BUSINESS & INDUSTRY	0	\$0.00	0	\$0.00	0%
COLLEGES & UNIVERSITIES	0	\$0.00	21	\$832,327.00	6%
OTHER AGENCIES	1	\$136,500.00	8	\$363,703.29	3%
GRAND TOTALS	5	\$1,245,304.00	59	\$14,136,117.19	100%

WINSTON-SALEM STATE UNIVERSITY CUMULATIVE AWARDS RECEIVED BY SPONSOR AS OF JUNE 30, 2019



SPONSOR PIE

**WINSTON-SALEM STATE UNIVERSITY
AWARDS RECEIVED BY DEPARTMENTS/UNITS
MONTH OF JUNE 2019**

DEPARTMENT/UNITS	CURRENT MONTH		CUMULATIVE FISCAL YEAR TO DATE JULY 1, 2018- JUNE 30, 2019	
	NUMBER	AMOUNT	NUMBER	AMOUNT
THE COLLEGE OF WINSTON SALEM STATE UNIVERSITY				
Office of the Dean	0	\$0.00	0	\$0.00
Center for Design and Innovation (CDI)	0	\$0.00	0	\$0.00
International Programs	0	\$0.00	1	\$4,536.00
TOTAL	0	\$0.00	1	\$4,536.00
ARTS & HUMANITIES DEPARTMENTS				
Art & Visual Studies	0	\$0.00	0	\$0.00
English	0	\$0.00	0	\$0.00
Liberal Studies	0	\$0.00	0	\$0.00
Music	0	\$0.00	0	\$0.00
World Languages and Cultures	0	\$0.00	1	\$78,579.00
Diggs Gallery	0	\$0.00	0	\$0.00
TOTAL	0	\$0.00	1	\$78,579.00
BUSINESS DEPARTMENTS				
Accounting & Management Information Systems	0	\$0.00	0	\$0.00
Economics and Finance	0	\$0.00	0	\$0.00
Management and Marketing	0	\$0.00	0	\$0.00
Center for Economic Analysis	0	\$0.00	0	\$0.00
Center for Entrepreneurship	0	\$0.00	0	\$0.00
Center for Excellence in Financial Services	0	\$0.00	0	\$0.00
Center for Study of Economic Mobility	0	\$0.00	0	\$0.00
Small Business Technology Development Center (SBTDC)	0	\$0.00	4	\$353,974.00
TOTAL	0	\$0.00	4	\$353,974.00
EDUCATION DEPARTMENTS				
Education	0	\$0.00	0	\$0.00
Health & Physical Education and Sports Studies	0	\$0.00	1	\$18,106.00
Human Service Studies	0	\$0.00	0	\$0.00
Mathematics, Science and Technology Education	0	\$0.00	3	\$44,122.00
Maya Angelou Institute	0	\$0.00	0	\$0.00
TOTAL	0	\$0.00	4	\$62,228.00
NATURAL AND PHYSICAL SCIENCES				
Biological Sciences	0	\$0.00	6	\$519,489.00
Chemistry	1	\$49,900.00	9	\$1,650,287.00
Computer Science	1	\$299,962.00	4	\$859,232.00
Mathematics	0	\$0.00	4	\$158,306.00
Biomedical Research and Infrastructure Center (BRIC)	0	\$0.00	1	\$279,767.00
TOTAL	2	\$349,862.00	24	\$3,467,081.00
SOCIAL SCIENCES DEPARTMENTS				
Behavioral Sciences	0	\$0.00	0	\$0.00
Communication and Media Studies	0	\$0.00	1	\$101,533.00
History, Politics and Social Justice	0	\$0.00	0	\$0.00
Psychological Sciences	0	\$0.00	1	\$13,340.00
Center for Community Safety	0	\$0.00	0	\$0.00
TOTAL	0	\$0.00	2	\$114,873.00
SCHOOL OF HEALTH SCIENCES				
Office of the Dean	2	\$617,444.00	4	\$1,174,343.19
Center of Excellence for the Elimination of Health Disparities	0	\$0.00	2	\$54,500.00
Clinical Laboratory Science	0	\$0.00	1	\$2,500.00
Exercise Physiology	0	\$0.00	0	\$0.00
Healthcare Management	0	\$0.00	0	\$0.00
Nursing	0	\$0.00	4	\$1,097,515.00
Occupational Therapy	0	\$0.00	0	\$0.00
Physical Therapy	0	\$0.00	2	\$276,629.00
Rehabilitation Counseling	0	\$0.00	4	\$746,995.00
Social Work	0	\$0.00	0	\$0.00
Therapeutic Recreation	0	\$0.00	0	\$0.00
TOTAL	2	\$617,444.00	17	\$3,352,482.19

**WINSTON-SALEM STATE UNIVERSITY
AWARDS RECEIVED BY DEPARTMENTS/UNITS
MONTH OF JUNE 2019**

CURRENT MONTH

CUMULATIVE FISCAL YEAR TO DATE
JULY 1, 2018- JUNE 30, 2019

DEPARTMENT/UNITS	NUMBER	AMOUNT	NUMBER	AMOUNT
ADMINISTRATIVE UNITS				
OFFICE OF THE CHANCELLOR	0	\$0.00	0	\$0.00
Athletics	0	\$0.00	0	\$0.00
TOTAL	0	\$0.00	0	\$0.00
ACADEMIC AFFAIRS				
Office of the Provost	0	\$0.00	0	\$0.00
Simon G. Atkins Community Development Center	0	\$0.00	0	\$0.00
C.G. O'Kelly Library	0	\$0.00	1	\$3,000.00
Counseling Services	0	\$0.00	0	\$0.00
Enrollment Management (Admissions, Financial Aid, Regist	0	\$0.00	0	\$0.00
Information Technology	0	\$0.00	0	\$0.00
Institutional Planning, Assessment & Research	0	\$0.00	0	\$0.00
Student Health Services	0	\$0.00	0	\$0.00
Title III	0	\$0.00	2	\$6,142,339.00
Undergraduate Research	0	\$0.00	1	\$16,000.00
University College and Lifelong Learning (UCaLL)	0	\$0.00	0	\$0.00
Student Support Services	1	\$277,998.00	2	\$544,025.00
TOTAL	1	\$277,998.00	6	\$6,705,364.00
TOTAL	0	\$0.00	0	\$0.00
FINANCE ADMINISTRATION				
Office of the Vice Chancellor	0	\$0.00	0	\$0.00
Campus Police	0	\$0.00	0	\$0.00
Facilities Planning and Engineering	0	\$0.00	0	\$0.00
TOTAL	0	\$0.00	0	\$0.00
GRAND TOTALS	5	\$1,245,304.00	59	\$14,139,117.19

**WINSTON-SALEM STATE UNIVERSITY
AWARDS RECEIVED BY
SCHOOLS/COLLEGE/UNITS
MONTH OF JUNE 2019**

COLLEGE/SCHOOLS/UNITS	CURRENT MONTH		CUMULATIVE FISCAL YEAR TO DATE JULY 1, 2018 - JUNE 30, 2019		
	NUMBER	AMOUNT	NUMBER	AMOUNT	% Of Total
THE COLLEGE OF WINSTON SALEM STATE UNIV	2	\$349,862.00	36	\$4,081,271.00	28.05%
SCHOOL OF HEALTH SCIENCES	2	\$617,444.00	17	\$3,352,482.19	23.71%
ADMINISTRATIVE UNITS	1	\$277,998.00	6	\$6,705,364.00	47.42%
Total	5	\$1,245,304.00	59	\$14,139,117.19	99%

FISCAL YEAR 2018

MONTH OF JUNE 2018

NUMBER	4
AMOUNT	\$1,104,110.00

CUMULATIVE FY COMPARISON (JULY 1, 2017 - JUNE 30, 2018)

NUMBER	50
AMOUNT	\$11,274,723.16

FY TOTALS (JULY 1, 2017 - JUNE 30, 2018)

NUMBER	50
AMOUNT	\$11,274,723.16

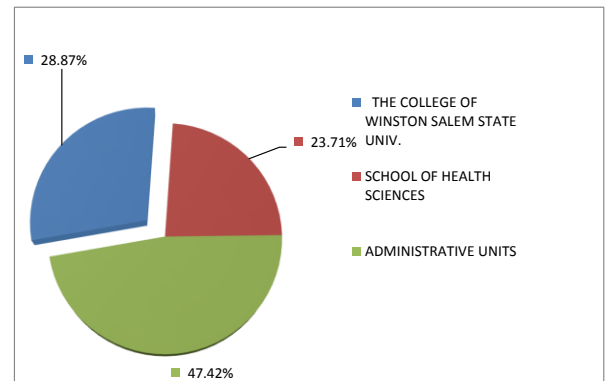
FISCAL YEAR 2019

JULY 1, 2018 - JUNE 30, 2019

NUMBER	59
AMOUNT	\$14,139,117.19

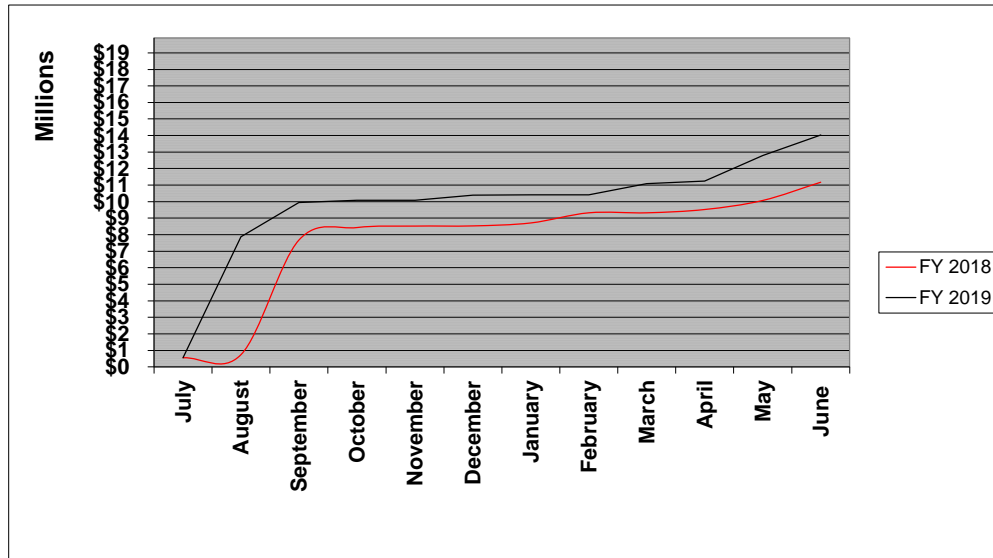
**Note: Percent Change in Dollar
Amount Received From Last
Year 25.41%**

**Note: Percent Change in
Number of Awards Received
From Last Year 18.00%**



COMPARISON OF FY18 AND FY19 AWARDS RECEIVED

Awards	July	August	September	October	November	December	January	February	March	April	May	June	July
FY 2018	\$ 653,381.00	\$ 844,100.00	\$ 7,779,011.00	\$ 8,530,687.00	\$ 8,620,687.00	\$ 8,630,687.00	\$ 8,810,687.00	\$ 9,423,477.00	\$ 9,423,477.00	\$ 9,622,885.00	\$ 10,170,613.00	\$ 11,274,723.00	
FY 2019	\$ 649,678.29	\$ 7,970,051.29	\$ 10,038,916.00	\$ 10,181,206.29	\$ 10,181,206.29	\$ 10,498,101.29	\$ 10,513,335.19	\$ 10,513,335.19	\$ 11,193,102.19	\$ 11,337,890.19	\$ 12,893,813.00	\$ 14,139,117.00	



Awards Report
June 2019

PROPOSAL NO	Acct #	AWARD TITLE	ORIGINAL PI	Co-PI	Sponsor	DEPARTMENT	BEGIN DATE	END DATE	AWARD AMOUNT	DOLLARS FEED DATE
19-0071	211292	Building Sustainable Networks for Supporting Underrepresented Minorities in STEM: The 2nd Annual NOBCCHE Collaborative Conference	Kanu, A. Bakarr		National Science Foundation (NSF)	Chemistry	9/1/2019	8/31/2020	\$49,900.00	6/28/2019
19-0024		Computational Framework and Data Science for Identification	Atay, Mustafa	Deb, Debzani	National Science Foundation (NSF)	Computer Science	9/1/2019	8/31/2022	\$299,962.00	6/12/2019
18-0009	211223	Enhancing Minorities Graduate Degree in STEM and Allied Health Disciplines at WSSU (STEM-H Graduate)	Valentine, Peggy	Johnson, Denise; Bethea, Dorothy; Jones, Elva; Boykin, Montrale; Edwards, Yolanda;	US Department of Education (DOED)	School of Health Sciences	10/1/2017	9/30/2019	\$480,944.00	6/14/2019
19-0020	211291	REACHE (Rams Employment and Community Health Equity)	Valentine, Peggy	Criminger, Christina; Bell, Cynthia; Garner, LaVerene; Edwards, Megan; Smith, Nancy; Migliarese, Sara; Edwards, Yolanda;	United Way of Forsyth County	School of Health Sciences	7/1/2019	6/30/2022	\$136,500.00	6/28/2019

Awards Report
June 2019

15-0057	211289	Student Support Services 2015-2020	Smith, Erica	Hester, Nicholas; Bamby, Stuart;	US Department of Education (DOED)	Student Support Services	9/1/2015	8/31/2020	\$277,998.00	6/28/2019
								Total:	\$1,245,304.00	