

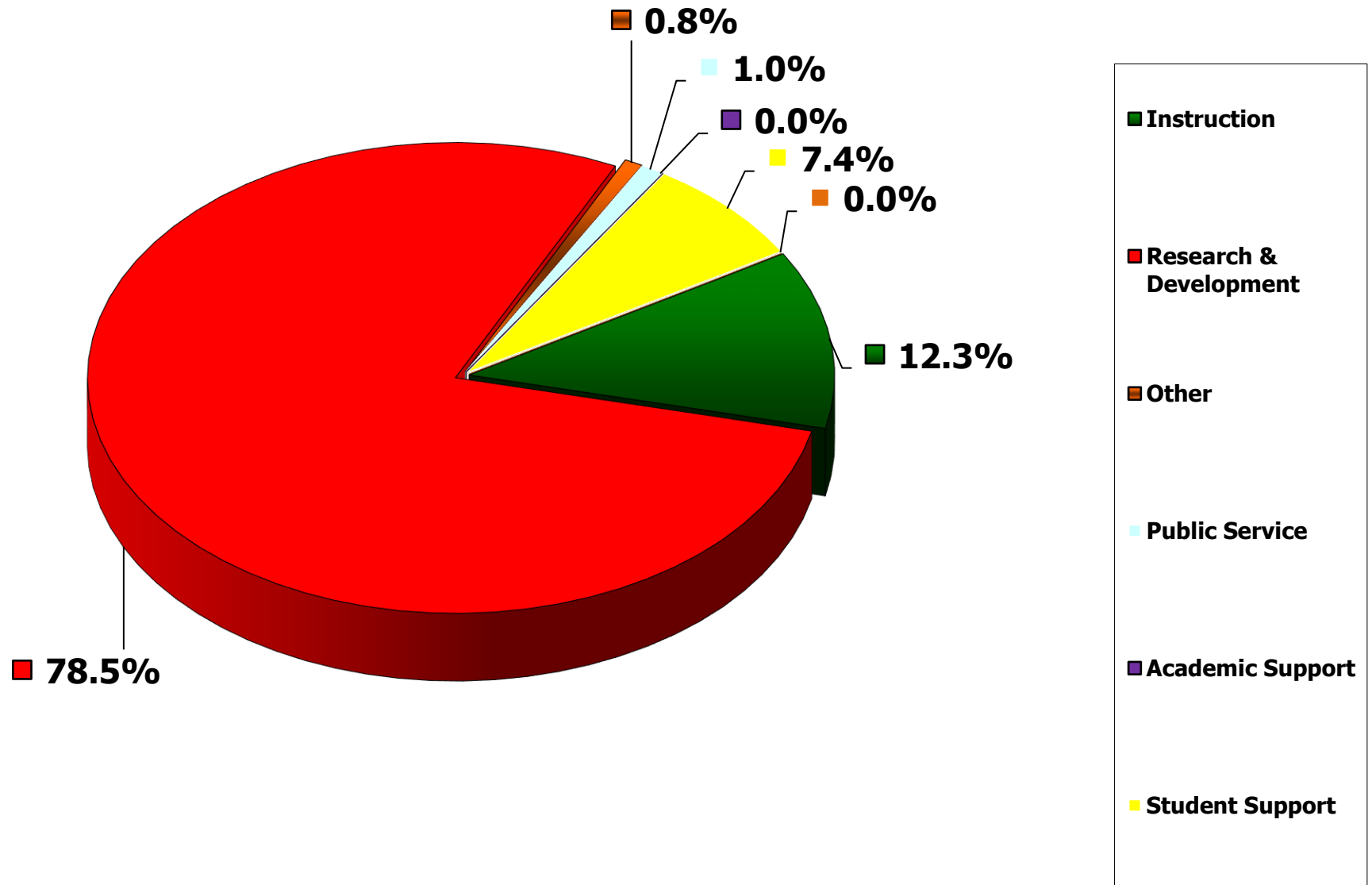
**WINSTON-SALEM STATE UNIVERSITY  
AWARDS RECEIVED BY CATEGORY  
MONTH OF SEPTEMBER 2018**

**CURRENT MONTH**

**CUMULATIVE FISCAL YEAR TO DATE  
JULY 1, 2017 - SEPTEMBER 30, 2018**

<b>CATEGORY</b>	<b>NUMBER</b>	<b>AMOUNT</b>	<b>CUMULATIVE</b>	<b>AMOUNT</b>	<b>% OF TOTAL</b>
Instruction	1	\$149,935.00	7	\$1,230,151.29	12.25%
Research & Development	5	\$1,837,199.00	17	\$7,883,308.00	78.53%
Other	1	\$81,731.00	1	\$81,731.00	0.81%
Public Service	0	\$0.00	1	\$101,533.00	1.01%
Academic Support	0	\$0.00	0	\$0.00	0.00%
Student Support	0	\$0.00	2	\$742,193.00	7.39%
Student Services	0	\$0.00	0	\$0.00	0.00%
<b>TOTALS</b>	<b>7</b>	<b>\$2,068,865.00</b>	<b>28</b>	<b>\$10,038,916.29</b>	<b>100.00%</b>

WINSTON-SALEM STATE UNIVERSITY  
CUMULATIVE AWARDS RECEIVED BY CATEGORY  
AS OF AUGUST 2018



**WINSTON-SALEM STATE UNIVERSITY  
AWARDS RECEIVED BY SPONSOR  
MONTH OF SEPTEMBER 2018**

SPONSOR	CURRENT MONTH		CUMULATIVE FISCAL YEAR TO DATE JULY 1, 2018 - SEPTEMBER 30, 2018	
	NUMBER	AMOUNT	NUMBER	AMOUNT
<b>FEDERAL</b>				
Dept of Education	2	\$1,349,812.00	8	\$7,631,527.00
Dept of Health and Human Services (HHS)	0	\$0.00	0	\$0.00
National Institutes of Health (NIH)	0	\$0.00	0	\$0.00
National Science Foundation (NSF)	2	\$613,985.00	7	\$1,997,643.00
<b>TOTAL</b>	<b>4</b>	<b>\$1,963,797.00</b>	<b>15</b>	<b>\$9,629,170.00</b>
<b>FOUNDATION</b>				
<b>TOTAL</b>	<b>0</b>	<b>\$0.00</b>	<b>0</b>	<b>\$0.00</b>
<b>STATE OF NORTH CAROLINA</b>				
<b>TOTAL</b>	<b>0</b>	<b>\$0.00</b>	<b>0</b>	<b>\$0.00</b>
<b>NC LOCAL</b>				
	0	\$0.00	0	\$0.00
<b>TOTAL</b>	<b>0</b>	<b>\$0.00</b>	<b>0</b>	<b>\$0.00</b>
<b>BUSINESS &amp; INDUSTRY</b>				
<b>TOTAL</b>	<b>0</b>	<b>\$0.00</b>	<b>0</b>	<b>\$0.00</b>
<b>COLLEGES &amp; UNIVERSITIES</b>				
North Carolina State University	2	\$91,728.00	3	\$101,728.00
Wake Forest Baptist Medical Center Clinical and Translational Science Institute (CTSI)	0	\$0.00	1	\$5,000.00
Wake Forest University Health Sciences	0	\$0.00	1	\$32,413.00
Spelman College	1	\$13,340.00	1	\$13,340.00
University of North Carolina School of the Arts (UNCSA)	0	\$0.00	1	\$30,000.00
University of North Carolina General Administration (UNC-GA)	0	\$0.00	1	\$24,500.00
	<b>3</b>	<b>\$105,068.00</b>	<b>8</b>	<b>\$206,981.00</b>
<b>OTHER AGENCIES</b>				
Corporation for Public Broadcasting	0	\$0.00	1	\$101,533.00
United Way of Forsyth County	0	\$0.00	1	\$80,732.29
Depart of Interior US Fish and Wildlife service	0	\$0.00	1	\$2,000.00
American Society for Clinical Pathoogy 9ASCP)	0	\$0.00	1	\$2,500.00
Council on Undergraduate Research (CUR)	0	\$0.00	1	\$16,000.00
	<b>0</b>	<b>\$0.00</b>	<b>5</b>	<b>\$202,765.29</b>
<b>GRAND TOTALS</b>	<b>7</b>	<b>\$2,068,865.00</b>	<b>28</b>	<b>\$10,038,916.29</b>

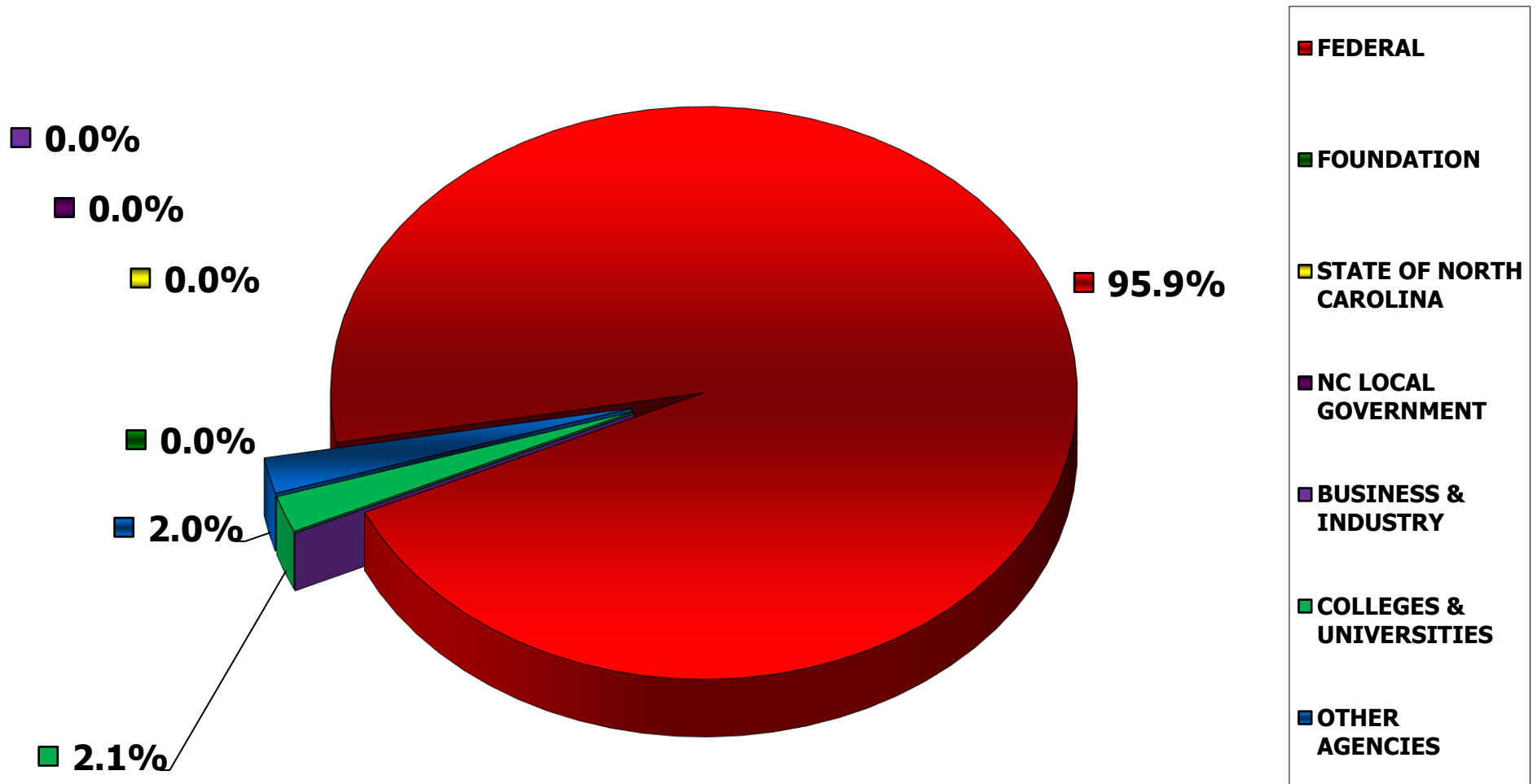
**WINSTON-SALEM STATE  
UNIVERSITY  
AWARDS RECEIVED BY SPONSOR  
MONTH OF SEPTEMBER 2018**

**CURRENT MONTH**

**CUMULATIVE FISCAL YEAR TO DATE  
JULY 1, 2018 - AUGUST 31, 2018**

<b>SPONSOR</b>	<b>NUMBER</b>	<b>AMOUNT</b>	<b>NUMBER</b>	<b>AMOUNT</b>	<b>% OF TOTAL</b>
<b>FEDERAL</b>	<b>4</b>	<b>\$1,963,797.00</b>	<b>15</b>	<b>\$9,629,170.00</b>	<b>96%</b>
<b>FOUNDATION</b>	<b>0</b>	<b>\$0.00</b>	<b>0</b>	<b>\$0.00</b>	<b>0%</b>
<b>STATE OF NORTH CAROLINA</b>	<b>0</b>	<b>\$0.00</b>	<b>0</b>	<b>\$0.00</b>	<b>0%</b>
<b>NC LOCAL GOVERNMENT</b>	<b>0</b>	<b>\$0.00</b>	<b>0</b>	<b>\$0.00</b>	<b>0%</b>
<b>BUSINESS &amp; INDUSTRY</b>	<b>0</b>	<b>\$0.00</b>	<b>0</b>	<b>\$0.00</b>	<b>0%</b>
<b>COLLEGES &amp; UNIVERSITIES</b>	<b>3</b>	<b>\$105,068.00</b>	<b>8</b>	<b>\$206,981.00</b>	<b>2%</b>
<b>OTHER AGENCIES</b>	<b>0</b>	<b>\$0.00</b>	<b>5</b>	<b>\$202,765.29</b>	<b>2%</b>
<b>GRAND TOTALS</b>	<b>7</b>	<b>\$2,068,865.00</b>	<b>28</b>	<b>\$10,038,916.29</b>	<b>100%</b>

# WINSTON-SALEM STATE UNIVERSITY CUMULATIVE AWARDS RECEIVED BY SPONSOR AS OF AUGUST 31, 2018



**WINSTON-SALEM STATE UNIVERSITY  
AWARDS RECEIVED BY DEPARTMENTS/UNITS  
MONTH OF SEPTEMBER 2018**

DEPARTMENT/UNITS	CURRENT MONTH		CUMULATIVE FISCAL YEAR TO DATE JULY 1, 2018- SEPTEMBER 30, 2018	
	NUMBER	AMOUNT	NUMBER	AMOUNT
<b>THE COLLEGE OF WINSTON SALEM STATE UNIVERSITY</b>				
Office of the Dean	0	\$0.00	0	\$0.00
Center for Design and Innovation (CDI)	0	\$0.00	0	\$0.00
International Programs	0	\$0.00	0	\$0.00
<b>TOTAL</b>	<b>0</b>	<b>\$0.00</b>	<b>0</b>	<b>\$0.00</b>
<b>ARTS &amp; HUMANITIES DEPARTMENTS</b>				
Art & Visual Studies	0	\$0.00	0	\$0.00
English	0	\$0.00	0	\$0.00
Liberal Studies	0	\$0.00	0	\$0.00
Music	0	\$0.00	0	\$0.00
World Languages and Cultures	0	\$0.00	0	\$0.00
Diggs Gallery	0	\$0.00	0	\$0.00
<b>TOTAL</b>	<b>0</b>	<b>\$0.00</b>	<b>0</b>	<b>\$0.00</b>
<b>BUSINESS DEPARTMENTS</b>				
Accounting & Management Information Systems	0	\$0.00	0	\$0.00
Economics and Finance	0	\$0.00	0	\$0.00
Management and Marketing	0	\$0.00	0	\$0.00
Center for Economic Analysis	0	\$0.00	0	\$0.00
Center for Entrepreneurship	0	\$0.00	0	\$0.00
Center for Excellence in Financial Services	0	\$0.00	0	\$0.00
Center for Study of Economic Mobility	0	\$0.00	0	\$0.00
Small Business Technology Development Center (SBTDC)	1	\$81,731.00	1	\$81,731.00
<b>TOTAL</b>	<b>1</b>	<b>\$81,731.00</b>	<b>1</b>	<b>\$81,731.00</b>
<b>EDUCATION DEPARTMENTS</b>				
Education	0	\$0.00	0	\$0.00
Health & Physical Education and Sports Studies	0	\$0.00	0	\$0.00
Human Service Studies	0	\$0.00	0	\$0.00
Mathematics, Science and Technology Education	0	\$0.00	0	\$0.00
Maya Angelou Institute	0	\$0.00	0	\$0.00
<b>TOTAL</b>	<b>0</b>	<b>\$0.00</b>	<b>0</b>	<b>\$0.00</b>
<b>NATURAL AND PHYSICAL SCIENCES</b>				
Biological Sciences	1	\$9,997.00	3	\$97,975.00
Chemistry	1	\$213,808.00	4	\$1,362,395.00
Computer Science	1	\$400,177.00	3	\$559,270.00
Mathematics	0	\$0.00	1	\$32,413.00
Biomedical Research and Infrastructure Center (BRIC)	0	\$0.00	0	\$0.00
<b>TOTAL</b>	<b>3</b>	<b>\$623,982.00</b>	<b>11</b>	<b>\$2,052,053.00</b>
<b>SOCIAL SCIENCES DEPARTMENTS</b>				
Behavioral Sciences	0	\$0.00	0	\$0.00
Communication and Media Studies	0	\$0.00	1	\$101,533.00
History, Politics and Social Justice	0	\$0.00	0	\$0.00
Psychological Sciences	1	\$13,340.00	1	\$13,340.00
Center for Community Safety	0	\$0.00	0	\$0.00
<b>TOTAL</b>	<b>1</b>	<b>\$13,340.00</b>	<b>2</b>	<b>\$114,873.00</b>
<b>SCHOOL OF HEALTH SCIENCES</b>				
Office of the Dean	0	\$0.00	2	\$556,898.29
Center of Excellence for the Elimination of Health Disparities	0	\$0.00	2	\$54,500.00
Clinical Laboratory Science	0	\$0.00	1	\$2,500.00
Exercise Physiology	0	\$0.00	0	\$0.00
Healthcare Management	0	\$0.00	0	\$0.00
Nursing	0	\$0.00	1	\$5,000.00
Occupational Therapy	0	\$0.00	0	\$0.00
Physical Therapy	0	\$0.00	0	\$0.00
Rehabilitation Counseling	1	\$149,935.00	4	\$746,995.00
Social Work	0	\$0.00	0	\$0.00
Therapeutic Recreation	0	\$0.00	0	\$0.00
<b>TOTAL</b>	<b>1</b>	<b>\$149,935.00</b>	<b>10</b>	<b>\$1,365,893.29</b>

**WINSTON-SALEM STATE UNIVERSITY  
AWARDS RECEIVED BY DEPARTMENTS/UNITS  
MONTH OF SEPTEMBER 2018**

DEPARTMENT/UNITS	CURRENT MONTH		CUMULATIVE FISCAL YEAR TO DATE JULY 1, 2018- SEPTEMBER 30, 2018	
	NUMBER	AMOUNT	NUMBER	AMOUNT
<b>ADMINISTRATIVE UNITS</b>				
<b>OFFICE OF THE CHANCELLOR</b>	0	\$0.00	0	\$0.00
Athletics	0	\$0.00	0	\$0.00
<b>TOTAL</b>	<b>0</b>	<b>\$0.00</b>	<b>0</b>	<b>\$0.00</b>
<b>ACADEMIC AFFAIRS</b>				
Office of the Provost	0	\$0.00	0	\$0.00
Simon G. Atkins Community Development Center	0	\$0.00	0	\$0.00
C.G. O'Kelly Library	0	\$0.00	0	\$0.00
Counseling Services	0	\$0.00	0	\$0.00
Enrollment Management (Admissions, Financial Aid, Regist	0	\$0.00	0	\$0.00
Information Technology	0	\$0.00	0	\$0.00
Institutional Planning, Assessment & Research	0	\$0.00	0	\$0.00
Student Health Services	0	\$0.00	0	\$0.00
Title III	1	\$1,199,877.00	2	\$6,142,339.00
Undergraduate Research	0	\$0.00	1	\$16,000.00
University College and Lifelong Learning (UCaLL)	0	\$0.00	0	\$0.00
Student Support Services	0	\$0.00	1	\$266,027.00
<b>TOTAL</b>	<b>1</b>	<b>\$1,199,877.00</b>	<b>4</b>	<b>\$6,424,366.00</b>
<b>TOTAL</b>	<b>0</b>	<b>\$0.00</b>	<b>0</b>	<b>\$0.00</b>
<b>FINANCE ADMINISTRATION</b>				
Office of the Vice Chancellor	0	\$0.00	0	\$0.00
Campus Police	0	\$0.00	0	\$0.00
Facilities Planning and Engineering	0	\$0.00	0	\$0.00
<b>TOTAL</b>	<b>0</b>	<b>\$0.00</b>	<b>0</b>	<b>\$0.00</b>
<b>GRAND TOTALS</b>	<b>7</b>	<b>\$2,068,865.00</b>	<b>28</b>	<b>\$10,038,916.29</b>

**WINSTON-SALEM STATE UNIVERSITY  
AWARDS RECEIVED BY  
SCHOOLS/COLLEGE/UNITS  
MONTH OF SEPTEMBER 2018**

COLLEGE/SCHOOLS/UNITS	CURRENT MONTH		CUMULATIVE FISCAL YEAR TO DATE JULY 1, 2018 - SEPTEMBER 30, 2018		
	NUMBER	AMOUNT	NUMBER	AMOUNT	% Of Total
THE COLLEGE OF WINSTON SALEM STATE UNIV	5	\$719,053.00	14	\$2,248,657.00	21.26%
SCHOOL OF HEALTH SCIENCES	1	\$149,935.00	10	\$1,365,893.29	13.61%
ADMINISTRATIVE UNITS	1	\$1,199,877.00	4	\$6,424,366.00	63.99%
<b>Total</b>	<b>7</b>	<b>\$2,068,865.00</b>	<b>28</b>	<b>\$10,038,916.29</b>	<b>99%</b>

**FISCAL YEAR 2018**

MONTH OF SEPTEMBER 2017

NUMBER	10
AMOUNT	\$6,934,911.00

CUMULATIVE FY COMPARISON (JULY 1, 2017 - SEPTEMBER 30, 2017)

NUMBER	23
AMOUNT	\$7,779,011.00

FY TOTALS (JULY 1, 2017 - JUNE 30, 2018)

NUMBER	50
AMOUNT	\$11,274,723.16

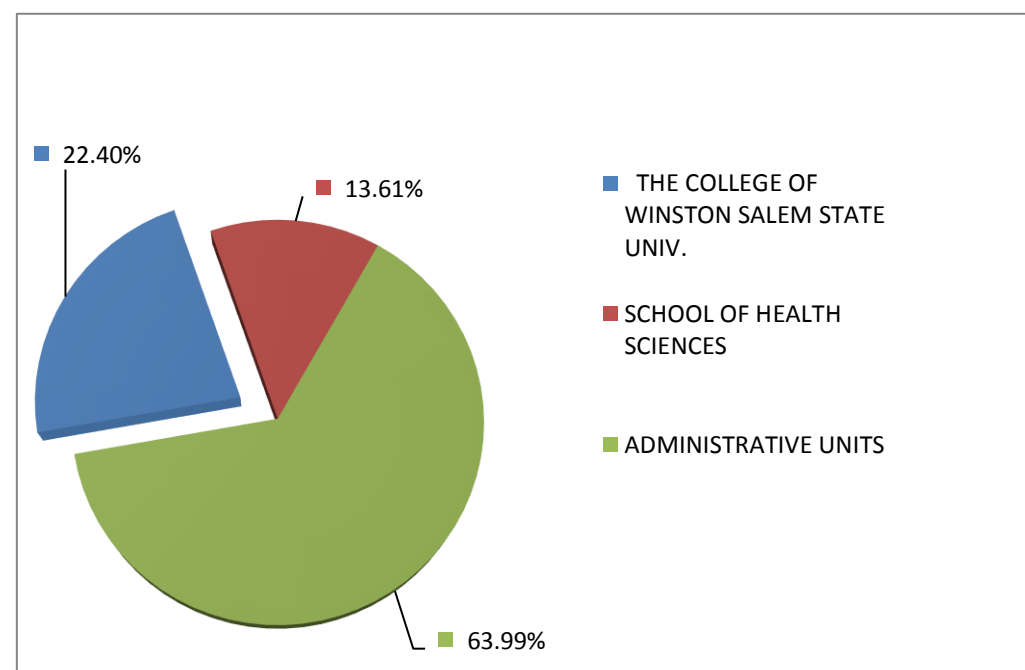
**FISCAL YEAR 2019**

JULY 1, 2018 - SEPTEMBER 30, 2018

NUMBER	28
AMOUNT	\$10,038,916.29

**Note: Percent Change in Dollar  
Amount Received From Last  
Year 29.05%**

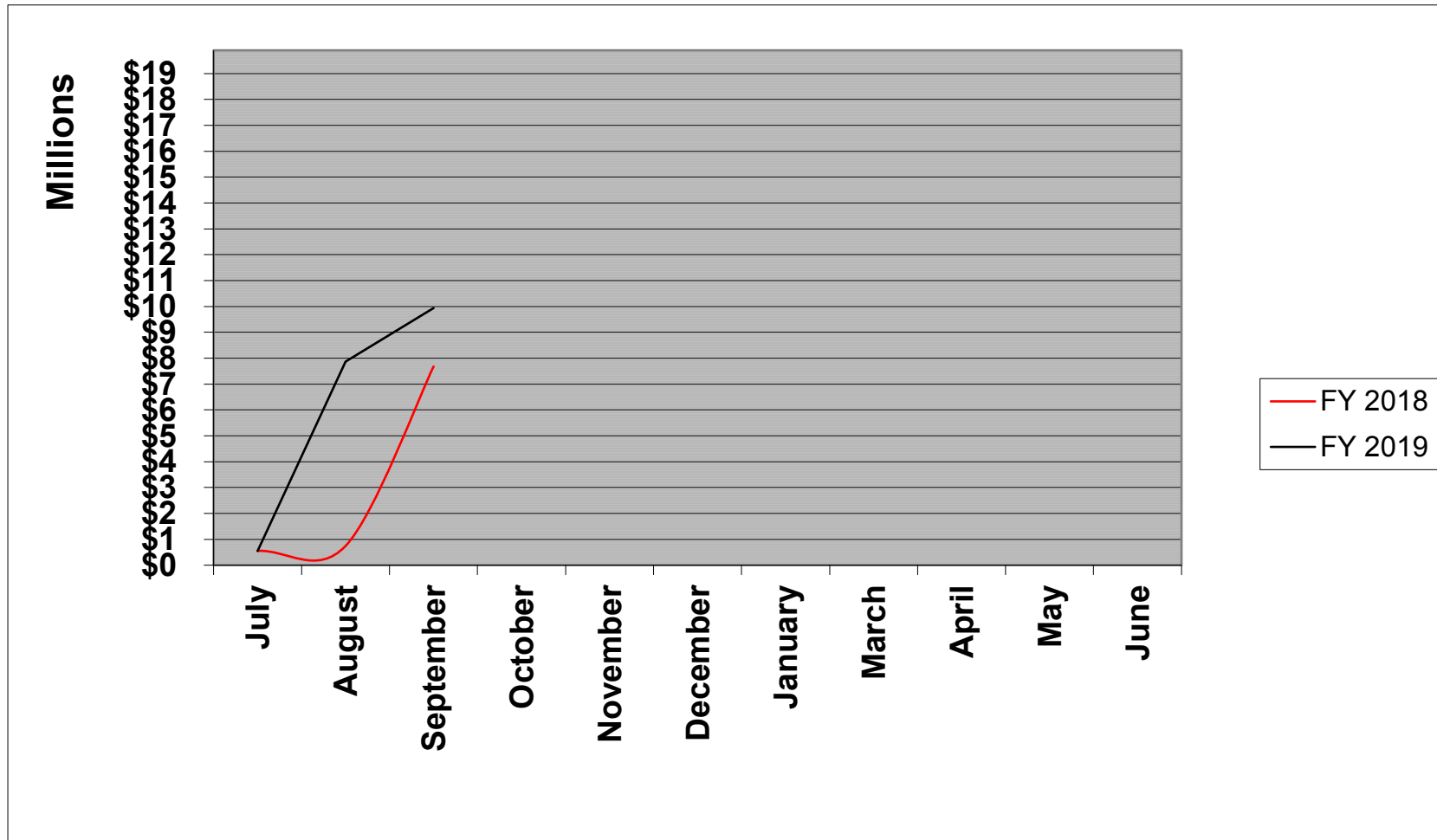
**Note: Percent Change in  
Number of Awards Received  
From Last Year 21.74%**





## COMPARISON OF FY18 AND FY19 AWARDS RECEIVED

Awards	July	August	September	October	November	December	January	March	April	May	June
<b>FY 2018</b>	\$ 653,381.00	\$ 844,100.00	\$ 7,779,011.00								
<b>FY 2019</b>	\$ 649,678.29	\$ 7,970,051.29	\$ 10,038,916.00								



\* Cumulative to Date

RAMSeS  
Month of September 2018  
Awards Report

PROPOSAL NO	Acct #	AWARD TITLE	ORIGINAL PI	Co-PI	Sponsor	DEPARTMENT	BEGIN DATE	END DATE	AWARD AMOUNT	Type
18-0060	211257	Collaborative Proposal: EiR: Understanding Interactions of Gold and Silver Nanoparticles with Proteins to Achieve Optimum Surface Plasmon Effect	Tao, Xiuping		National Science Foundation (NSF)	Chemistry	9/15/2018	8/31/2021	\$213,808.00	Research
18-0058	211268	EiR: Black Women's STEM Engagement: Shifting STEM Racial and Gender Identities in the Workforce	Hall-Byers, Naomi		Spelman College	Psychological Sciences	8/1/2018	7/31/2021	\$13,340.00	Research
18-0023	211140	Historically Black Colleges and Universities Program - SAFRA	Witherspoon, Everette		US Department of Education (DOED)	Title III	10/1/2017	9/30/2018	\$1,199,877.00	Research
18-0041	211267	IUSE: Gamification in STEM Education: A Study of Motivation and Engagement	Dicheva, Darina	Guy, Breonte; Dichev, Christo; Irwin, Keith;	National Science Foundation (NSF)	Computer Science	9/1/2018	8/31/2021	\$400,177.00	Research
18-0089	211266	OMNICROP - An integrated systems alternative to ideal crop site localization and cultivation chamber self-management utilizing machine learning - PHASE II - Martian Regolith Crop viability prediction.	Loureiro, Rafael		North Carolina Space Grant Consortium (NC Space Grant)	Biological Sciences	7/1/2018	3/30/2019	\$9,997.00	Research
19-0017	114200	State Funding for the 2018-2019 Program Year (SBTDC)	Weston, Robert		North Carolina State University (NCSU)	Small Business & Tech Development Ctr	7/1/2018	6/30/2019	\$81,731.00	Other

RAMSeS  
 Month of September 2018  
 Awards Report

14-0096	211114	Virtual Rehabilitation Counselor Training to Serve Individuals who are Deaf or Hard of Hearing	Dock, Robin	Cartwright, Brenda; Edwards, Yolanda;	DOED Office of Special Education and Rehabilitative Services (OSERS)	Rehabilitation Counseling	10/1/2014	9/30/2019	\$149,935.00	Instruction
								<b>Total:</b>	<b>\$2,068,865.00</b>	